



Σpi News

San Diego Epiphyllum Society, Inc.

April 2010

Volume 35, Number 4


'Gold Medal'

Size: Large

Cross: 'Lemon Custard' x 'Reward'

Hybridizer: Wressey Cocke

Photograph by Jerry Moreau





President's Corner:

Hi Epi friends.

Here we are looking forward to a great bloom season and lots of great flower activities. At our March meeting we were delighted to see Matt Cheney from San Juan Capistrano. The distance makes it difficult to attend our meetings very often. He came bearing gifts for both the raffle table and the refreshment table. Thanks Matt. It is always nice to see our out-of-town members. Our cutting table, the raffle table, and the white elephant table were loaded with epies and a few other plants. Members and guests had a field day

making choices. After blooming season is a good time to check if we have duplicates and bring our extras to the table to share with others. Thanks Mildred and Gerry for all the plants you brought. (Or were you just making room so you can collect more?) Just kidding, none of us are on the quest for more. Right? Lots of collections really grew in March. Looking forward to seeing you all at the many epi activities in the coming months.

Sandra

SDES Meeting- April

Program: Our Mother's Day show is coming up soon...How many times have you visited the Floral Arrangement area and thought to yourself "Gee, I wish I could enter this category next year...but I have no idea how to put an arrangement together" Well we have wonderful news for you!! Our meeting in April will include a presentation by Meredith Sinclair on creating floral arrangements using Epiphyllums. Meredith is a professor in Landscape and Nursery Technology at Southwestern College. So bring your blooms to this months meeting, Meredith will need them to create her displays!! Learn how you too can put together a beautiful floral display for our Mothers Day event!! Learn how you too can put together a beautiful floral display for our Mothers Day event!!

Pre-Meeting Workshops: Our pre-meeting workshop in March provided information on less toxic pest control to eliminate bugs in our gardens, such as botanical oils and insecticidal soaps. We will not have a pre-meeting workshop in April, so everyone can join the fun in Room 101 as we prepare our cuttings for our Mothers Day show. We will have handouts available for anyone who's new to making cuttings!! Don't forget the fun starts at 6:00 pm this month!!!

---Velma Crain

April Meeting: Cutting Party- 6:00—7:30. Bring your cuttings (lots of them), clippers, directory (new or old), sharpies, and get ready to have fun. We will be making, marking, and bagging cuttings in preparation for the Mother's Day Sale. If you are bringing cuttings, be sure that for cuttings from the same plant at least one cutting is marked and the rest are in a paper bag or wrapped together in newspaper (marked on the outside). Paper is preferable to plastic so the cuttings can breather and not rot.

---Jerry Moreau



Wild Animal Park

—Jerry Moreau

Everyone was busy this month during our two work parties. We started to prepare the lower epi house to be open in April. We made cuttings for the first of two sales at the WAP. We continue to repot plants, trim dead branches, and weed. There is a lot happening at the WAP.

If you are interested in volunteering and have not attended an orientation here are some

dates in April and May.

Helping out this month were Ron & Velma Crain, Bill Greene, Larry Taylor, Yogi & Carol LaBlanc, Gerry & Mildred Mikas, Jerry & Betsy Markle, Don Huckle, Robert Webb, Sandra Chapin, and Jerry Moreau.

The next work party will be April 17th.



Two Sales for SDES at the WAP

SDES is preparing for two sales being held at the WAP. The first sale will be April 3rd & 4th - 9am-4pm Garden Societies Celebration. Many of the Garden Societies at the WAP will be there to show and sell plants. We will be selling cuttings and rooted cuttings. We have approximately 200 different varieties for sale.

The second sale is our annual spring sale on the WAP May 1st & 2nd. Come on down and check out the sales, you might find something from your wish list. While you are there check out the epi house. We will have volunteers giving tours and educating the public about epis. Hope to see you there.



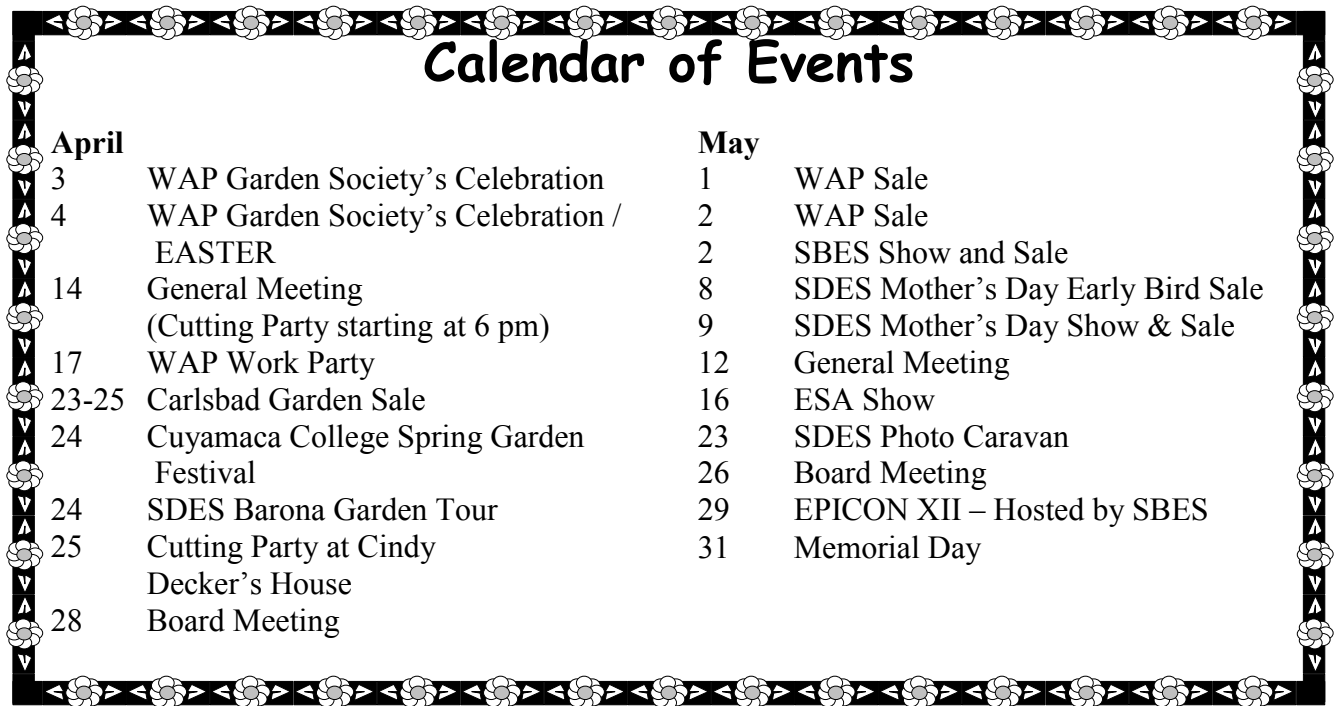
Calendar of Events

April

- 3 WAP Garden Society's Celebration
- 4 WAP Garden Society's Celebration / EASTER
- 14 General Meeting
(Cutting Party starting at 6 pm)
- 17 WAP Work Party
- 23-25 Carlsbad Garden Sale
- 24 Cuyamaca College Spring Garden Festival
- 24 SDES Barona Garden Tour
- 25 Cutting Party at Cindy Decker's House
- 28 Board Meeting

May

- 1 WAP Sale
- 2 WAP Sale
- 2 SBES Show and Sale
- 8 SDES Mother's Day Early Bird Sale
- 9 SDES Mother's Day Show & Sale
- 12 General Meeting
- 16 ESA Show
- 23 SDES Photo Caravan
- 26 Board Meeting
- 29 EPICON XII – Hosted by SBES
- 31 Memorial Day



Mother's Day, 2010:

Epies in Fantasyland

Countdown to Our Mother's Day Weekend Continues.....

Cuttings, Cuttings We need your Cuttings!!!!

Display Tables

If you have a great idea for a themed table display, but feel you can't sign up because you have no flowers to display—well, we've got a deal for you. You can volunteer to decorate the tables for small flowers, new hybrids, seedlings, or George French hybrid tables. You decorate the table—everyone else contributes the flowers. Or if you know an artistic someone who'd like to participate, bring him or her along to help you.

Remember too—you are not required to follow the show theme of "Epies in Fantasyland" but with a theme that is wide open as this hopefully it will be easy to fantasize and come up with many ideas.

Also, sign up for the potluck lunch the day of the show, volunteer at the sale and show. We need lots of help on Friday, Saturday, and Sunday. Don't be shy it's lots of fun and a great way to help out your society.

Display Name Plaques

There is still time to order a name plaque for your display. See Gerry Mikas at the meeting to place your order.

The Mother's Day weekend sale is the society's annual fundraiser. As you know, it will soon be upon us. Your club needs cuttings for the Mother's day sale. The Mother's day sale is the only major fundraiser we have for the whole year. Without your cuttings and this sale the club cannot operate. Please donate what you are can. Whether is it just a few or many hundreds, we need them all and all are appreciated. The more cuttings and the varieties we have the better the sale can be.

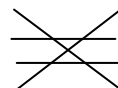


There are three ways to get them to the club,
1) Contact Jerry Moreau – 619-208-7654 or email jerrysdca@cox.net

Or Cindy Decker – 619-698-6662 or email ddecke@juno.com

2) Bring them to the April 14th general meeting (cutting party starts at 6pm)

3) Bring them to the cutting party April 25th (Cindy Decker's house).

If you need help making the cuttings please contact Jerry and some wonderful volunteers will come out and to assist. Questions about how to label cuttings see page 7, *Cuttings, the Lifeline of SDES*.



Ask Ron Crain about snail control.

From our Librarian:

Outside of A Dog

Outside of a dog, a man's best friend is a book. Inside of a dog it's too dark to read. -- Groucho Marx



I'll start out with an announcement of New Books In the Library. We have a new copy of *Epiphyllum Basics* by Sean Minogue. This is an excellent reference for new Epiphyllum growers and highly recommended for all. If you would like to obtain your own copy, Chuck Everson has it for sale. You can contact him at the email listed below. (When his web site goes live I will list the link in this column.)

As far as newsletter scanning, I am only looking for one last issue: Volume 4, Number 7, July 1980. If you have a copy of this issue, would you consider loaning it to the Librarian so that the SDES Library can have a complete set of 'Epi News' back issues? I will scan it and return to you, and you will receive public thanks as well as a set of the 'Epi News' back issues on cd. Thank you in advance.

So this month I will talk about how to find an image of a given flower. Often people are curious

as to the flower of a particular Epiphyllum variety and they would like to see a photograph. The Library has a few books that contain a lot of photographs, which have been mentioned in past issues, but a very good resource is old nursery catalogs. Some of the oldest catalogs only have descriptions but there are bound collections of Rainbow Gardens and California Epi Center catalogs available for checkout. These contain many photographs of varieties from the 1980's and 1990's, and are a good place to start if you are looking for photos of that era. Photos of newer varieties are more easily found online; the SDES's web site has a "Links" page with a great list of sites to explore, including a gallery section at the end of the page.

Chuck Everson can be reached at: ceverson-books@aol.com

SDES web site is at: <http://www.sandiegoepi.org/>

Ok, that's all for this month. Have a safe and happy April.

By Linda Sinkovic, Librarian

April 25th - Cutting Party

12:00 noon—5:00 pm

Come and join the fun! Bring your cuttings (lots of them), clippers, directory (new or old), and sharpies to Cindy Decker's house. 4007 S. Tropico Drive, La Mesa (619-698-6662). Just east of 125 and off 94: (Taking 94 east, exit on Spring St, heading east; Follow signs to Campo Road—continue east on Campo Road; Turn left on Camino Paz, Right at Carthay Circle which turns into Kahlua Way which THEN turns into S. Tropico Drive. Check your map—on-line to get a clearer picture or call Cindy if you get lost!

Now is the Time

- ✓ Keep plants in filtered sunlight to develop buds.
- ✓ If mature plants have not yet budded, try moving them to a sunnier position.
- ✓ Check newly formed buds for flowering space
- ✓ Do not move or disturb plants that have budded. (The buds will be more likely to fall off)
- ✓ Check the labels on the pots. Are they still legible?
- ✓ Check for pests— snails, slugs, scale, mealy bugs and aphids. April is an especially good month for escargot— Snails and slugs seem to be plentiful this time of year

Epi This n' That


—By Jerry Moreau

How does your epi collection grow?

“Don’t do that.....”

I found an old 1982 Beahm Gardens catalog and noticed a list of don’ts and thought it was interesting.

- Don’t repot epiphyllums when they are in bud or bloom
- Don’t allow them to stay soaking wet for days at a time.
- Don’t sift potting soil for epiphyllums; leave it so coarse it can never pack.
- Don’t allow your epiphyllums to remain bone dry for months at a time during hot weather—at least spray foliage.
- Don’t neglect to use rain water whenever possible. A rainstorm will help to leach out excess alkalis from the soil.
- Don’t imagine that a rank-growing luscious plant must necessarily produce superior plants.
- Don’t try to discourage new growth in the (early) fall – it is their normal growing season.
- Don’t worry about frost damage if temperature stays above 35 degrees except or species such as *E. oxypetalum* and *E. hookeri ssp. hookeri*.
- Don’t experiment on your plants until after you have raised them for a while.
- Don’t water until one week has elapsed after transplanting.
- Don’t disbud—the benefits obtained are not worth it.
- Don’t forget to read the instructions on the labels of insecticides and fertilizers before using as not all fertilizers are suitable for the epiphyllums.
- Don’t force your plants with fertilizers too high in nitrogen. It tends to produce growth instead of flowers & sometimes causes spotting on foliage. Let the growth come naturally.
- Don’t use too large a container. Epiphyllums do not have as heavy a root system as most plants; they obtain much of their food and water from the air.
- Don’t worry when some of the quarter-grown buds drop off – nature will permit only enough buds to mature that the plant can support.
- Don’t remove more than 1/5 of the growth of an epiphyllums plant at one time or 1/4 of the plant during the year.
- Don’t think that allowing the fruit to develop on a plant in moderate quantity will kill it.
- Don’t imagine that soaking a plant which has become leathery or wrinkled is the proper thing to do. It probably needs to be transplanted and placed in a cool spot for some months with only the slightest spraying through the foliage. You may find that most of the roots have rotted off earlier and it will take time for the plants develop new ones.
- Don’t allow aphid, scale or mealy bug to sap the vitality of your buds and plants.
- Don’t neglect your epiphyllums when not in bloom. They can stand some neglect but they appreciate attention and will reward you when they are kept nicely groomed.



No White Elephant Sale at the April Meeting.

We will be busy marking and organizing cuttings for the Mother’s Day Show/Sale

Bring any items to donate to our May meeting.

—Mildred Mikas



Can't make it to the sale and want that special hybrid?



This year we will be offering you an opportunity to obtain cutting from our spring plant sales. All you need to do is send us an **alphabetical list** of your requested hybrid names and the number of each. Requested cuttings can also be done by color selection with no hybrid name. Along with the list send your name, where you want them shipped, phone number just in case we have any questions. We will ship and enclose a bill for the available cuttings @ \$4.00 ea and actual postage. If you would like to pre-pay using a credit card that will not be charged till the cut

tings are shipped, include the account number and expiration date. Request can be sent by e-mail to sdescut@cox.net or Gerry Mikas, 3502 Avenida Amorosa, Escondido, CA 92029. Expected ship date will be the week after Mother Day (11 May 2009). We will do our best to get you the cuttings you request but we cannot make any grantees. All requests are subject to availability & **modification**. We reserve the right to limit quantity, request advance payment or not accept the request for cuttings.

SDES March Program:

In March we learned about the "Joy of Composting".

Our presenters were Laura and Hanna Eubanks a mother-daughter duo who are both Master Composters. The surprise here was the fact that Hannah is only 12 years old!! Their presentation discussed two types of composting; the standard compost using garden and kitchen waste and vermicompost using worms in addition to kitchen and garden waste. They brought in compost bins and vericomposting bins to demonstrate the process. They donated a worm bin, with worms included and it was won in a raffle by Janice Wakefield!! They are affiliated with the Solana Center for Environmental Change (<http://www.solanacenter.org/>). The center offers discounts on composting and vermicomposting bins. Check them out!!

CONTEST

HOW MANY PLANTS DO WE HAVE IN THE LOWER HOUSE AT THE WILD ANIMAL PARK??? The end of January we did an inventory. Bill Greene did the official count. E-mail me sandralwc@yahoo.com or call 858-451-1744 with your guess. The member with the closest guess will receive a wonderful prize. Just a note- the number has probably changed slightly because we have had another work party since then. But the January count is what we are going with for now. We'll give you updates as we get them.



Cuttings— The Lifeline of SDES

SDES has a well-known reputation for our excellent show and sale. There are many people who are not members but who come to our show every year just to buy cuttings. Some of these regular shoppers travel many miles just because we have a tremendous selection of cuttings. They know we offer top quality, a wide selection and good prices. Let's not disappoint these people this year.


It's that time again. If you have a chance to get cuttings made, bring them to the April meeting—early. Beginning at 6:00 p.m. we will be labeling, sorting, and bagging cuttings. If you don't have enough time to cut before the meeting, try to cut and deliver them to a Board Member or to Cindy Decker's house (4007 S Tropic Dr, La Mesa) before the **Cutting Party on April 25th**. Sales of cuttings is the mainstay of our club's treasury. This is when we need every member who can to help out. If you have plants that can provide a few cuttings but you **need help** in making those cuttings, please call Jerry Moreau (619) 208-7654.

Making your cuttings: Please choose growth that is hardened off, **not new, tender growth**. Cuttings should be 6 to 8 inches long and of good health. (6-8" cuttings will root

much faster. If they are longer, they tend to produce buds instead of roots.) Cut an entire branch (that can be cut into 3-4 cuttings) instead of cutting 6" off of 3-4 branches. *(editor's note: I severely stunted the growth of my 'Sakurahime' several years ago by trimming off 6" of the ends of several branches. I was a novice and treated the plant as I did other house plants—pinch them back and they'll grow 2 or more sprouts there... oops! It took several years for it to finally begin to grow again.*

Please follow the guidelines below for marking your cuttings. If you haven't time to mark all of your cuttings, you can wrap those of the same name in a newspaper—tape closed, and mark the package on the outside with the name. We will have Sharpie pens at the meeting to mark the rest of the cuttings.

Marking your cuttings: Begin the name of the cutting at the top and write towards the bottom. Make sure there is no writing within 2 inches of the bottom of the cutting— it will be beneath the soil when planted and forever lost. Try to check for correct spelling (as is in the official directory of Species and Hybrids"). If you are not sure, wrap them together and write the name on the newspaper wrapping as you think it should be spelled. We can look it up at the meeting.



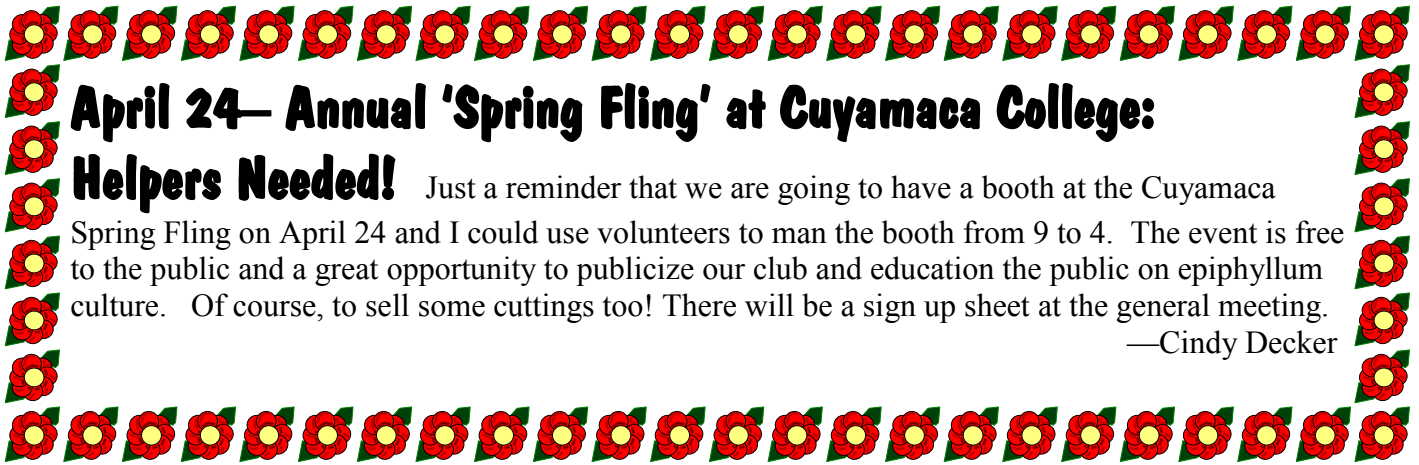
Flower size:

- XS—extra small (under 2")
- S—small (2-5")
- M—medium (5-7")
- ML—medium to large
- L—large (7-9")
- XL—extra large (10" or larger)

Flower Color:

- W—white
- R—red
- O—orange
- Y—yellow
- Pk—pink
- Pur—purple

- For flowers that have two colors, list the predominant color first such as Y/W or R/O
- For multiple-colored flowers, pick the predominant color, then add "multi" such as "red-multi"



April 24— Annual 'Spring Fling' at Cuyamaca College: Helpers Needed!

Just a reminder that we are going to have a booth at the Cuyamaca Spring Fling on April 24 and I could use volunteers to man the booth from 9 to 4. The event is free to the public and a great opportunity to publicize our club and education the public on epiphyllum culture. Of course, to sell some cuttings too! There will be a sign up sheet at the general meeting.
—Cindy Decker



Epi Photo Caravan Fundraiser— May 23rd

This year our Caravan is heading south; we're going to Chula Vista. Mark your calendars **SUNDAY May 23rd**, starting at **1:30**. NOT SATURDAY. Since this is a fundraiser NO meal will be provided, just light refreshments at Victoria & George's home.

Our **1st Stop** - will be at **Mary & Sam Peebles**; they are long time members with lots of Epies. Sam just completed a new small shade house. In their garden they have vegetables, fruits & herbs and Plumeria. Some epi cutting will be available for a donation to the Bench. Sam & Mary also have a small business of selling named Plumeria. You are welcome to purchase some, but none of the Plumeria money will go toward the Bench.

Our **2nd Stop** – we will be visiting **Allen Pellemounter**, to see his large wonderful epi collection started by his mom. You will also be able to get some cuttings for a” Donation to the Bench.” Just give Allen your monetary donations.

Our **Last Stop** will at **Victoria & George Chapman** in their Chula Vista home. They have Succulents, Geraniums, young Plumeria, and young Epi plants. Something new, are floating pans with water plants in there pool. Light refreshments, Wine, Cheese, Soda, Pretzels and a Vegetables plate will be provided. Bring a chair if you wish to sit.

We would love to have one more home to visit in southern San Diego. Please consider opening your garden to SDES Epi Lovers. No special work required. Just be friendly & share your enthusiasm and love of epies. Contact Mildred Mikas @ 760-690-1124 or e-mail mvmikas@cox.net with questions or to volunteer your garden.

Sign up sheets will be available at meetings; final details will be in the May Epi News and at meetings. Cost is \$15.00 members and \$20.00 guests. I suggest you sign up early. Remember there are only 30 openings due to the size of people's gardens.



April 24— A busy day! SDES sponsors a guided tour through the Chekwaa Gardens



Saturday, April 24th, at 10 a.m.

If you are not planning to help out at the Spring Fling at Cuyamaca College, perhaps this outing will fit into your schedule:

Our guided tour will start at 10 a.m., followed by lunch and you can stay as long as you like. We will meet in the Garden parking lot .

Barona Resort & Casino has developed “Chekwaa Gardens” into different thematic gardens set against a backdrop of live oaks & weathered boulders. At the south end of the resort a **Chef’s Garden** in the nursery compound. Pass the stone greeters is the **Water Garden**. There is also the **Sunset Garden**, the beautiful **Golf Course greens**, the **Chekwaa Garden** and the most impressive **Rose Garden** with 400 different varieties. The rose garden is the test site for David Austin English roses.

This is one of highlights of the tour. Our tour will be led by Horticulturist Kathy Eagle.

Join us and experience the beauty of the Chekwaa Gardens, for a donation of \$10.00 for members and of \$15.00 donation for guests. All proceeds will benefit the “Bench” at the Epi House at the Wild Animal Park. To make your donation and reservations please see Gerry or Mildred Mikas @ the next meeting **or** send your check payable to : SDES and marked Barona to:

The Mikas’ 3502 Avenida Amorosa, Escondido
92029

We will meet in the garden parking lot; there will be balloons or flags to lead the way.



SDES Epi Shirts –Wear at Sales, Shows & Events



The time is right - to order your *White* SDES shirt with either a Purple or Peach Epi or *Black* SDES shirt with a Peach Epi bloom. The **cost is \$26.00** for either ladies or a man’s shirt. Sizes Small to 3X

Join the group, show your **Epi Spirit** and wear your shirt at all our spring & fall sales events. Call us to order **760-690-1124** or e-mail your order to mvmikas@cox.net then send us a check or pay at a meeting.



Gerry & Mildred Mikas


SDES— celebrating 40 years

Contact Bob Buchs for ideas to help make this a festive November celebration.



Cuttings for the Cutting Table

Remember to bring a few cuttings to our March meeting for our cutting table. The new members benefit from this opportunity to enlarge their collection and not-so-new members get a chance to find varieties on their "want list". The profit from the sale of these cuttings goes directly into the society's coffers, which benefits us all. Please cut and mark them with name, color, and size in the same fashion as for the Mother's Day Sale.



Epi News is published monthly. Deadline for submissions is the 15th of the month prior to publication. Please let Jill Rowney know of your intention to submit any articles by the General Meeting so that appropriate space can be allocated.

Membership:



Single Membership \$15.00 per year
 Dual Membership \$20.00 per year
 (Dual is for two people, same address, one newsletter)
 International Membership \$25.00 per year

Welcome to our New Members!



Roz Casarez
 Yucaipa, CA



Carla Gardner,
 Beverly Hills, FL

What Bloomed in March?

Sandra Chapin: 'Butter Taffy', 'English Rose', 'Ernst Gündchen', 'George's Favorite', 'Moeve', 'Professor Ebert', 'Sweet Kisses', seedling: 'Tassel' x 'Candyman'

Darrell Jenkins: 'Coral Coronet', 'Harald Knebel', 'If I Were King', *R. rhomboid*, *R. megalanta*

Mildres & Gerry Mikas: 'Harald Knebel', 'Mor Mor', 'Paris Ballet', 'Spring Fling', 'Tassel'

Jerry Moreau: 'David Wayne', 'Donald Raymond', 'Fern LaBorde', 'Harald Knebel', 'Petey Kelly'

Don Patterson: 'Harald Knebel', 'Pixie Dust'

Allen Pellymouter: 'Knebel's Gluck'

Linda Sinkovic: 'Christmas Elf', 'Crimson Arrow', 'Professor Herbert S. Irwin', 'Mayan', 'Orange Icing'

WAP: 'Ernst Gündchen', 'Professor Herbert S. Irwin', 'Tiny Flame'

Return All

Perpetual Trophies!

Time to dust off the perpetual trophy (ies) that you won last year and bring to the April meeting. They will be checked over, repaired as needed, and awarded to this year's winners.

San Diego Epiphyllum Society, Inc.
P.O. Box 126127
San Diego, CA 92112-6127

Celebrating Our 40th Anniversary!
1970-2010

NON-PROFIT ORG.
U.S. POSTAGE
PAID
SAN DIEGO, CA
PERMIT NO. 2646

If your address label is marked
with a colored pen, your member-
ship renewal payment is due.

PHOTOGRAPH ENCLOSED— DO NOT BEND

SAN DIEGO EPIPHYLLUM SOCIETY
OFFICERS

President: **Sandra Chapin**
sandralwc@yahoo.com (858) 451-1744

1st Vice President: **Velma Crain**
arcr17@cox.net 619-421-4785

2nd Vice President: **Jerry Moreau**
jerrysdca@cox.net (619) 208-7654

Treasurer: **Janice Wakefield**
jwakefield@cox.net (619) 464-1086

Recording Secretary: **Jeff Hilbers**
jeffhilbers@cox.net

Corresponding Secretary: **Beth Jackson**
bethjackso@yahoo.com (858) 638-0956

Membership Secretary: **Michal McKee**
folklorist@gmail.com (760) 758-2389

Director: **Ron Crain:** (619) 421-4785

Director: **Cindy Decker:** (619) 698-6662

Director: **Mildred Mikas:** (760) 690-1124

Director: **Linda Sinkovic:** (619) 583-1172

Director: **Larry Taylor:** (619) 441-8517

WAP Coordinator:

Jerry Moreau: jerrysdca@cox.net (619) 208-7654

San Diego Epiphyllum Society, Inc (SDES)
P.O. Box 126127

San Diego, CA 92112-6127
Epi News is published monthly by
San Diego Epiphyllum Society, Inc.

Editor- **Jill Rowney:**
(209) 966-3364

jillrowney@yahoo.com)

Epi News E-mail: sdepinews@yahoo.com

SDES Web Site: www.SanDiegoEpi.org

Membership queries: sdes_roster@hotmail.com

General membership meetings are held
on the second Wednesday of each month
at 7:30 p.m. in Room 101,
Casa del Prado, Balboa Park

NEXT GENERAL MEETING:
Wednesday, April 14, 2010

SDES Board Meetings are held on the fourth
Wednesday of each month
at 7:00 p.m. in Room 104,
Casa del Prado, Balboa Park.

Next month it will be:
Wednesday, April 28, 2010