




# *Epi News*

*San Diego Epiphyllum Society, Inc.*

August 2021  
Volume 46 Number 8



## **‘Summer Carnival’**

Hybridizer: Fred Boutin  
Registrant: Hurst Nursery  
Parentage: ‘Space Rocket’ x ‘Reward’  
Size: Large  
Photo by Jerry Moreau

**San Diego Epiphyllum Society, Inc. (SDES)**

P.O. Box 126127  
San Diego, CA 92112-6127  
Epi News is published monthly by  
San Diego Epiphyllum Society, Inc.  
SDES Web Site: <https://sdepis.org/>

**COPYRIGHT** of by-line articles belong to the authors.

Other contents, ©2021 SDES. All rights reserved.

Contact the editors for reprint / republication  
permissions.

Photo credit SDES archives unless noted.

Editors — Jerry Moreau & Linda Sinkovic

[EpiNews@sdepis.org](mailto:EpiNews@sdepis.org)

Design & layout by Jerry Moreau

**Membership:**

Single \$15.00 per year

[https://checkout.square.site/  
pay/52076e42dc684d9a8d03f874b3a06e2c](https://checkout.square.site/pay/52076e42dc684d9a8d03f874b3a06e2c)

Dual \$20.00 per year

[https://checkout.square.site/  
pay/88eb5a5bdfb44cd7a0fbb422c28b5e35](https://checkout.square.site/pay/88eb5a5bdfb44cd7a0fbb422c28b5e35)

**Have You Moved?**

If you have moved or recently changed your physical OR email address, please update your address so that you can continue to receive your newsletter without interruption.

Send it to:

San Diego Epiphyllum Society c/o Membership  
PO Box 126127 San Diego, CA 92112-6127

OR email [Membership@sdepis.org](mailto:Membership@sdepis.org)

OR for a faster response mail directly to Beth Jackson Membership Secretary—her address can be found in the membership roster

General Meetings are held on the second Wednesday of each month at 7:00 p.m. During this pandemic for everyone’s health and safety all meetings are held online. The Zoom room will open at 6:30 p.m. and the meeting will start afterwards. Check your emails for instructions and links.

Board Meetings are the fourth Wednesday of the month at 7:00 p.m. also held online. All members are welcome to attend the board meeting. If you are interested in attending request the zoom link from the Membership Secretary, Correspondence Secretary, or the President.

**Inside This Issue**

President’s Corner	3
Meeting Program	3
Safari Park Report	4
In-person Meetings	5
Summer Social	5
Workshop Corner: Supper Epi Care	6
Election Time	8
Holiday Banquet	8
Get Your Facts First	9
Now Is The Time	12
Gus Schlapfer Passes	12
Stay In Touch & New Members	15
Off-Season Blooms / Wish List	16
Epicacti Resources	17
One Last Thing	18



**Editors note:**

The SDES logo is by a local San Diego artist, Sal Leon.

**Calendar of Events**

August	11	General Meeting
	21	Summer Social Party
	25	Board Meeting
September	8	General Meeting
	24	Board Meeting

Due to COVID-19 all meetings being held online.

For the up to date calendar check out:

<http://sdepis.org/news-information/calendar/>



*‘Primary Ignition’*  
Photo by  
Jerry Moreau

# President's Corner



Hello and welcome to August. We have some changes on the horizon! Hope you are all coping with the heat and humidity wherever you are!

To ease us back to in-person events SDES will be having its annual member appreciation social event on August 21<sup>st</sup>. The social will be in a member's spacious backyard. See page 5 for details. I hope to see you there!

We have recently been given the go-ahead to return to in-person meetings at Balboa Park. See page 5 for more details. We are working on ways to have hybrid meetings (part in-person and part-

remote using Zoom.) August will be testing this out. September 8th will be our first in-person meeting. We still plan on recording our programs at the meetings and then posting a link to them either on the members only section of the website or the society's YouTube channel. This will give you options how you can attend the meetings: attend in-person, attend via Zoom, or watch it later. This is going to be a bit of a learning curve for all, so bear with us as we learn some new skills and return to in-person meetings which we have not had the pleasure of for almost a year and a half. For me, it will be a first as president since I started my term of office after we were doing remote meetings.

Wish us luck as we venture into a return to Balboa Park!

*Gretchen*

## Meeting Program

**Last Month Program:** In July we enjoyed a program by Paul Richter on raising butterflies in Southern California.

**August Program:** This month we will enjoy some of the flowers that have been blooming at the Safari Park this year. This presentation will feature blooms that are not often seen and some hybrids that will be registered in 2021.

Come join us Wednesday August 11<sup>th</sup>. The zoom room will open at 6:30 p.m. for a bit of socializing and the meeting will begin at 7:00 p.m.



*'Honeycomb'*  
Photo by Jerry Moreau

### Get Well Wishes

Please keep these members in your thoughts and prayers.

Sue Aldrich and Emily Lovci

And to be mindful of any member, family, or friends who have or are suffering during the pandemic.

May we all be well and safe, until we meet again.

# Safari Park Epi Collection & Display

by Jerry Moreau

This month we were busy with the epies at the Park. It was fun! We made cuttings for the Plant Trader; it seems like epi sales are going well. We also started the summer fertilizing. After such a great season of flowers the plants need a good feeding.

I want to welcome Paula Reynolds to our wonderful group of volunteers at the park. Paula will make a fine addition to the crew.

Helping out were Barb Alvarez, Sandra Chapin, Ron & Velma Crain, David Cheever, Cindy Decker, Dean Delibertis, Marie Dempewolf, Forrest Echbrecht, Jeff Hendershot, Beth Jackson, Betsy & Jerry Markle, Ellen McCollum, Jerry Moreau, Tim Paule, Janice Wakefield, Gretchen Ward, and Paul van der Ploeg.



*'Janice Jones'*



*'Majorca'*

*The room we meet in at the Casa del Prado is named Majorca.*



*'Ophelia'*



*'Foxy Lady'*

*Photos by Jerry Moreau*

**Details of How To Become A Volunteer at the Safari Park**  
can be found on our website. Click on <https://sdepis.org/welcome-to-sdes/epiphyllums/volunteering/>

# In-Person Meetings to begin again

The Botanical Foundation has informed the societies that we can resume in-person meetings at Casa del Prado. We are planning our first in-person meeting to be the general meeting on September 8th. We are working on how we can use Zoom for those who are unable to attend the meeting in-person.

Currently there are no limitations on capacity or food service; the only current limitation being unvaccinated people are required to wear a mask. Mask wearing will be on the honor system; there will be signs on the doors stating that masks are required for the unvaccinated.

However, as you know mask requirements are subject to change and things could be different in September. If things change we will update you in the September newsletter.

## An August Social Member Appreciation Potluck

Saturday August 21<sup>st</sup> — 4:00p.m.

It's always a fun time



*Our host Dean DeLibertis working with the epies at the Safari Park.*

It's that time of year! Most of our epies have stopped blooming and now we only have photos and memories. It's time to get back to socializing in person (outdoors)! This will be a good opportunity to meet some new members and also honor the hard work that our volunteers have done for the Society during the pandemic (and beyond).

This year Dean DeLibertis will be our host. We will enjoy Dean's beautiful backyard. The party starts at 4:00p.m. The society provides the main course and beverages. Members are asked to bring an appetizer, salad, side dish, or dessert to share.

Everyone is invited! It doesn't matter if you are new to the society or a long time member—we hope to see you there! A highlight of the party is announcing the Rookie of the Year award. Looking forward to seeing you for some good fun, fellowship, and food!

RSVP to Sandra Chapin no later than August 18<sup>th</sup> either by calling her at 858-451-1744 or email her at [sandraleewc@gmail.com](mailto:sandraleewc@gmail.com)

The address of the party is: 3035 East 7th St, National City.



*Paula Reynolds being awarded the Rookie of the Year award at the Member Appreciation Social in 2019.*

## Summer Epi Care

Reprinted from The Epi-Gram Volume 24, No. 7  
August, 2011

By Dick Kohlschreiber

Like most of the cactus, epiphytic cacti do most of their growing during the summer. And this is the time of the year that our plants need a good high nitrogen fertilizer. It is not too late to apply some fertilizer to your plants. I still like to use a "Slow Release" fertilizer especially if it high in nitrogen. Cacti need nitrogen but they don't like it in high amounts all at one time. A slow release fertilizer can be high in nitrogen but it releases the nitrogen slowly so they only get a little nitrogen at a time. Be sure to get a fertilizer that has trace elements included. I have always used the fertilizer that the Club sells and thought I got good results. It is a 20-5-5 formula with trace elements and will release fertilizer for about 3 months. You can also use Osmocote and I'd recommend a 14-14-14 formula. Osmocote definitely has to be used during the summer because it won't release its fertilizer if the soil is cold. I see that Home Depot is again carrying "Color Burst" which is a good formula and also slow release. I normally don't recommend "Miracle Gro" unless you dilute it. If you do use a liquid fertilizer, you'll probably have to use it monthly. I have used the "Cactus Juice" that we got from Grow More and it seems to work well especially on rooted cuttings. If you apply a granular fertilizer to your plants, you should water the plants first. Do not apply the fertilizer on a dry plant.

Summer is also the best time to start cuttings and to transplant plants. If you do transplant your plants, don't be in a hurry to water them. I usually wait a week before I water a transplanted plant in case I've bruised any of the roots in the transplanting process. I have never had a schedule of when I transplant a plant. I just have too many plants to transplant them on a regular basis. When I see a plant isn't doing well or isn't blooming, then I'll transplant them. I do like to check each pot and if the soil has washed away, I'll add fresh soil. I like to cut off all of the dead foliage to make the

plant look better. If you have old stems and you can see that the areoles have dried up, I'll cut off those old stems. If you have stems that have grown very long on one side of the plant and are causing the pot to tip when it's on a hanger, I'll trim those off. If you have plants that have only a few very 2 long stems, you might cut off the very tip of the stem (the growing tip) and that may stop the stem from growing and force it to put out branches or growth from the roots.

### TAGS:

I hope all of you are putting plant tags with your plants. Don't depend on the writing on the stems because it will eventually wash off. In fact, don't use a felt pen on the plastic tags. The pens may say they are "permanent" but they aren't, especially on the plastic tags. I have had the best luck using a #2 lead pencil. If you feel the plastic tag, you can feel that one side is very slick while the other side is slightly rough. Do your writing on the rough side.



I have been going through my rooted cuttings and found that a lot of the tags have been broken off. Some of this is caused by some animal walking across the pots or birds digging in the pots. I use the 3 ¼ inch pots for all of the cuttings and I have found that if I push the tag into the pot until the tip reaches the bottom of the pot, they are less likely to break. And if they do break, there is enough of the tag left that I can figure out the name.

And after all of these years, I have finally convinced myself to put two tags in each large pot,

Continued next page

# Summer Epi Care Continued...

burying one of them. Over 10 years ago, I was looking for a plant or cutting of 'Christmas Kiss', a red Cocksie small flower that I liked. My plant had died and I wanted a replacement. One of the commercial nurseries heard about this and brought



*'Christmas Kiss'*

me a nice 8" pot that was supposed to be 'Christmas Kiss'. The next Spring, the plant bloomed and the flowers were pink and definitely not 'Christmas Kiss'. The flowers were nice enough that I didn't want to throw the plant away and I was sure I'd eventually be able to identify it. This past Winter, the plant was blown off its hook and fell to the ground and broke the pot. When I repotted the plant, at the bottom of the plant, buried in the roots was a red tag with the name 'Frühlingstraum' written on it. After all of these years, I finally know the name of this plant.

This episode has convinced me to always put two tags in all of my large plants. The tags are only 2 cents each and will save you the aggravation of losing your tag and not knowing what the name of the plant is. I am also using a label maker (P-Touch) and I put the label towards the bottom of the gallon pots. This way I can identify the flowers without taking down the pot from the spot where it is hanging. I love that label maker!



*'Frühlingstraum'*  
Photo by Jerry Moreau



*Above some of the members helping out with the online sale in June. Gerry Mikas (center) giving instructions to help the process go smoothly.*

*Ellen McCollum (right) takes a break from working with the epies at the Safari Park*




## Election Time is right around the corner

We are fortunate to have so many people volunteering time and effort to make our society work well and be a success. However for our society to remain successful we need you to volunteer. Please consider volunteering for a position, especially if you have not yet served — the more people involved the less any one person will have to do. However if members don't take an active role the society won't be able to do as much or function as well as it can. The nominating committee is now being formed. How can you help the society?

SDES is an all volunteer organization — without you we would not exist! All we get from the Society starts from what we put into the Society.

There are a few positions that need to be filled at this time. Consider serving as the Recording Secretary, publicity coordinator, or Society Historian. If you have some skills you can offer the society please let us know. We are happy to talk with you about helping out.



### Holiday & Installation Banquet Wednesday December 8<sup>th</sup>

Plans are underway to return to the Butcher's Shop restaurant in December for our annual banquet. This event is the culmination of a year filled with epies, friendship, and fun. Mildred Mikas will once again be our hostess with the mostess. Mark December 8<sup>th</sup> on your calendar for a wonderful evening. More details to follow in the next months newsletter.



## Do You Have Some SDES Memorabilia You No Longer Want or are willing to share?

SDES is always interested in Society related memorabilia. Before you throw out these items, SDES would be happy to take them off your hands. In addition, if you have historic Society-related pictures that you would be willing to share but you still want to keep, they can be readily copied without harm and returned to you. In either case contact SDES president [President@sdepis.org](mailto:President@sdepis.org), the editors [EpiNews@sdepis.org](mailto:EpiNews@sdepis.org), Society historian [Historian@sdepis.org](mailto:Historian@sdepis.org), or any board member.



# Get Your Facts First

“Get your facts first, then you can distort them as much as you please...” Mark Twain

Article and photos by Linda Sinkovic

I am always learning something new. For example, I was convinced that a new plant with bright red flowers had to be *Pfeiffera boliviana*. But I was wrong. I now know that *P. boliviana* plants only have light colored flowers.<sup>1</sup> I have also learned there is a species which shares many characteristics with *P. boliviana*, and can be easily mistaken for it, at least when there are no flowers.<sup>2</sup>

So what is the name of this mysterious and confusing plant? *Pfeiffera asuntapatensis*<sup>3</sup> has branches which are long and flat, much like those of *P. boliviana*. The branch shape of *P. asuntapatensis* differs slightly from *P. boliviana*, curving out at the areoles while *P. boliviana* curves in at the areoles. *P. asuntapatensis* also has more 'wool' in its areoles than *P. boliviana*, though the amount of wool differs between the two varieties ('clones') currently in circulation.

“Two clones?” you say, adding “I’ve never even heard of this species before and there are two clones<sup>4</sup> in circulation?” To be fair it's no surprise if you had never heard of it, as it was not described until 2000. Named *Lepismium asuntapatense*, it was



*Pfeiffera asuntapatensis*  
Kessler

first found in the Asunta Pata mountains in western Bolivia, between altitudes of 3280 to 4430 feet.<sup>5</sup>

Growing in humid rainforest<sup>6</sup> it is only found in a small area of Bolivia. Although first described as a *Lepismium*, in 2005 this species was transferred to *Pfeiffera*.<sup>7</sup> Five years later, phylogenetic analysis showed *P. asuntapatensis* to be most closely related to *P. boliviana* and *P. paranganiensis*.

As it's so closely related to *P. boliviana*, the flowers do look similar (aside from the color) although *P. asuntapatensis* flowers are more funnel-shaped and do not open quite as wide as the *P. boliviana* flowers. The flowers are not large, about 0.4 inches<sup>8</sup> long by about 0.25 inches<sup>9</sup> across. The flower color ranges from bright reddish-orange<sup>10</sup> to a more intense red.<sup>11</sup> As mentioned above, the branch shape is really similar although the branch color is a deeper green.



*Pfeiffera asuntapatensis*  
WK970

*P. asuntapatensis* likes high humidity and a bit more shade. It seems pretty happy growing in the same conditions as *P. boliviana*. Plant in a well-draining mix, but do not let it dry out. In winter keep the temperatures above 45°F<sup>12</sup> or so. Like most epiphytic cacti, it doesn't care for hot and dry weather.

This is an easy to grow plant and both clones have beautiful flowers. It's worth tracking down.

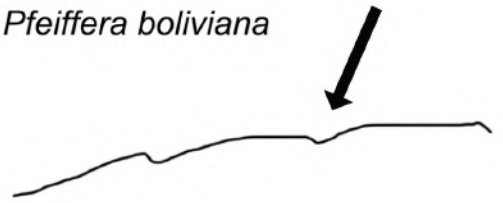
Wear your mask and stay safe. Have a good month.

Continued next page

# GYFF Continued...



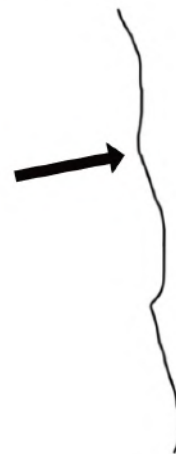
*Pfeiffera boliviana*



Branch edges curve in at areole.



*Pfeiffera asuntapatensis* Kessler

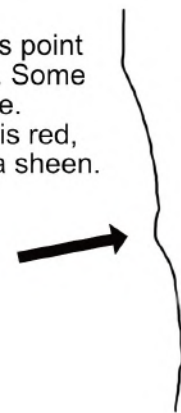


Branch edges point out at areole. Also noticeably woolly areoles. Flower color is lighter, orange-red.



*Pfeiffera asuntapatensis* WK 970

Branch edges point out at areole. Some wool at areole. Flower color is red, with magenta sheen.



Continued next page

## GYFF Continued...

### Notes:

- \*1 The colors being cream, pink, white, and yellow, and combinations of those colors. NOT bright red.
- \*2 And apparently when there are flowers too... it was actually flowering and I still made a crazy assumption. It wasn't until I talked with knowledgeable people that the id was straightened out. But hey at least I know now.
- \*3 The full name being *Pfeiffera asuntapatensis* (M. Kessler, Ibisch & Barthlott) Ralf Bauer.
- \*4 The clones in question being *Kessler 9800* and *WK 970* (also called *Krohn 970*).
- \*5 1000 to 1350 m.
- \*6 Other epiphytic cacti growing in the same area include *Rhipsalis baccifera*, *Rhipsalis cuneata*, and *Epiphyllum phyllanthus*.
- \*7 At one point *Pfeiffera* was included in *Lepismium*, then phylogenetic analysis revealed that these two genera are not closely related at all; their similar shape and growth habits are the result of convergent evolution.
- \*8 8 -11 mm.
- \*9 4-7 mm.
- \*10 Kessler clone.
- \*11 WK 970 clone.
- \*12 5° C

### Resources:

- Bauer, R. 2005. "More notes on *Pfeiffera*", *Cactaceae Systematics Initiatives* 20, 6-10.
- Bauer, R. 2001. "Wir stellen vor *Lepismium asuntapatense* Kessler, Ibisch & Barthlott -- eine neue und noch wenig bekannte Art aus Bolivien", *EPIG* 13(1), 26-28.
- Dorsch, R. Pers. comm., 2021-07-19.
- Hunt, D., et al, *The New Cactus Lexicon*, 2006, ISBN 0 9538134 4 4
- Ibisch, P., M. Kessler, C. Nowicki, and W. Barthlott. 2000. "Ecology, biogeography and diversity of the Bolivian epiphytic cacti -- with the description of two new taxa", *Bradleya* 18, 2-30.
- Korotkova, N., T. Borsch, D. Quandt, and W. Barthlott. 2010. "A phylogenetic analysis of *Pfeiffera* and the reinstatement of *Lymanbensonia* as an independently evolved lineage of epiphytic *Cactaceae* within a new tribe *Lymanbensonieae*", *Willdenowia* 40, 151-172.

## Now is the Time

- ✓ **Groom plants.** Remove dried up or scarred foliage. Keep debris out of branches and containers.
- ✓ **Protect plants from extreme sun and wind.**
- ✓ **Monitor humidity.** Mist when necessary.
- ✓ **Do not let soil dry out.**
- ✓ **Protect developing fruit.** Some birds love to eat them.
- ✓ **Bait for snails and slugs.**



'Casino Royale'



'Going Bananas'  
Photos by Jerry Moreau

# Honorary Life Member Gus Schlapfer Passes



*Gus at his 90th birthday in 2017 in this trademark overalls*

Honorary Life member Albert ‘Gus’ Schlapfer passed away on July 4<sup>th</sup>, he was 94 years old. Gus and his wife Marge joined SDES in 1979 and were very active members for more than 20 years. They received honorary life membership in 1991.

Gus was a Master Gardener and gave many presentations and

workshops for SDES as well as throughout the community.


Some of his presentations at SDES meetings included a historical look at SDES in 1992, a presentation on the 10<sup>th</sup> anniversary of the Wild



*A young Gus and Marge in Alaska.*

Animal Park epi house and in 1994 a slide presentation from hybridizer Joyce Carr of Australia. His workshop topics covered many areas included using pesticides, hybridizing epies, potting and pruning.

In 1994 he spoke at the San Diego Home Gardening Seminar on epies, holiday cactus and bromeliads.




*‘Mr. Gus’ a George French hybrid.*

He said in the Epi News that “the response was unbelievable. I never got around to Easter cacti and

bromeliads....I could have talked for hours, the interest was phenomenal.”

He also gave an epiphytic plants class at the 1998 Master Gardeners Spring Seminar and that same year was guest speaker at a luncheon at the San Diego Natural History Museum.



*Gus above fertilizing epies in the Wild Animal Park display house in 1993. below Gus’ last visit to the park to visit the epi areas in 2016. He approved of the work we have been doing over the years.*

Over the years Gus served in several positions including 1<sup>st</sup> vice president twice, director and corresponding secretary. You can see Gus in action on SDES’ YouTube Channel as 1<sup>st</sup> vice president when he presided at a four-member panel on epiphyllums.



*Gus made one last visit to the epies at the park in 2015. He approved of the work we were doing.*

Continued next page

## Gus Continued...



*Gus & Marge with life long friends from the society Bob & Dot Miller*

Gus also served as education coordinator, workshop coordinator, raffle table coordinator, garden tour coordinator, and holiday & installation banquet coordinator. He loved to share his knowledge and bring people together. To that end he was part of the planning and presented at the first EpiCon in 1988.

Gus had been an integral part of the society for the many years he was actively involved. In 1993 following holiday dinner outgoing President George Plaisted presented the "president's gift" to the member he felt had



*1986 Mother's Day Show. Gus, Marge and their daughter Susan set up a display for the theme "Melody in Epies."*

helped him the most, that award went to Gus Schlapfer. George said, 'Gus is the person who's always there, who always jumps up to help. He's helped me more than anyone.'

In the February 1986 *Epi News* Gus talked about the "The First Epi I Ever Saw." In 1975 he helped his sister-in-law pack up to move from Los Angeles to Oregon. She gave him a wooden basket with a plant that she said had "nice blossoms." The following May his new 'Padre' produced 134



*In the early 1990s, Gus and Marge hosted a general membership meeting in their enclosed patio where everyone enjoyed the view of his garden.*

# Gus Continued...



*Gus & Marge Schlapfer displaying their epiphyllum flowers at the Wild Animal Park late 1980's*

flowers and Gus was hooked. He said, "It never had as many flowers again." He read about Gene Lund's epies in the newspaper, contacted him and after that he was "hooked."

His wife Marge also served as 2<sup>nd</sup> vice president coordinating two Mother's Day Shows, as treasurer and three separate terms as corresponding



*1994 Mother's Day Show 'Epies in Wonderland'. Gus and Marge teamed up with Bob and Dot Miller for their display. The caterpillar was hand-sown by Marge.*

*Gus wrote on the Master Gardener program for the Jan-Feb 1986 edition of California Gardens Magazine.*

secretary. Marge passed in 2010.

They volunteered at the Park working with the epiphyllum collection for 20 years. Gus was part of the crew who built the lath house and the epi display house in the 1980s.

Gus and Marge opened their gardens for many SDES Garden Caravans and hosting a meeting. When Gus was no longer able to care for his epi collection, he donated it to the Park. He also donated all his epi slides to the society.

In 2012 SDES established the Schlapfer Award for Best Non-Themed Display given at the Mother's Day Show.



*Marge & Gus Schlapfer 1994*

## Master Gardener Program

by Gus Schlapfer

Have you ever wondered who to contact to help solve some horticultural problem you encountered in your garden? Some people refer to nurseries, friends, or acquaintances. Now, you can call an expert, a Master Gardener, who may answer your question immediately, gather the information required and call you back, or even forward the information to you later.

The Master Gardener Program was initiated in 1972 in the state of Washington, and now is being carried on in 28 states, including California. It provides information and technical assistance on gardening to the community through the use of trained and certified volunteers. Mr. Vincent Lanzetta, the Cooperative Extension Farm Advisor, who also has a weekly column in the San Diego Union newspaper, started the Master Gardener Program in San Diego County in 1982.

If you have a desire to learn more about plants, and a willingness to help others garden more successfully, you can apply to become a Master Gardener. Applications are carefully screened, and those chosen for the course receive 50 hours of initial formal training in horticulture from the University of California Cooperative Extension Advisors, specialists, faculty from the University, and many other knowledgeable people. Subjects include botany, soil and water management, weed, disease and pest control, fertilizers, growing vegetables, fruit trees, and ornamental plants, drip irrigation, landscape management, and many other appropriate subjects. After participants complete the training program and pass the final examination, they are certified University of California Cooperative Extension Master Gardeners at their graduation.

In return for their free training, Master Gardeners are expected to give 50 hours during the following year to a variety of activities that help others in the community to learn more about gardening. Emphasis is placed on group activities. Some of these functions include answering phone inquiries about gardening at the County Farm Advisors Office, working on local garden research projects, giving informal garden talks and demonstrations, holding garden clinics, helping friends and neighbors in their gardening, providing technical assistance to the community in the area of horticulture and home gardening, producing video tapes for cable broadcasting programs, working on research projects at horticultural experiment stations, manning an annual exhibit at the San Diego County Fair, and writing articles and book reviews for this magazine.

Three classes of Master Gardeners have been graduated in the County of San Diego with about 70 active Master Gardeners still participating in the program. The next class is scheduled for the fall of 1986 with recruitment beginning in the Spring of 1986. Approximately 30 to 35 students will be selected from applications to commence classes in April or May 1986. Unfortunately, there are never enough openings to accommodate all the candidates. The classes are made up of local people from all walks of life who have one common denominator: a love for growing things, and the desire to pass their expertise on to their community.

If you need horticultural information or assistance in solving your problems concerning gardening, and you live in southern California, call a Master Gardener at the County Cooperative Extension Office, telephone (619) 545-5171, each day Monday through Friday between the hours of 9 a.m. to 3 p.m. The Master Gardener volunteers on duty at the extension office have a large library at their disposal as well as the expertise of most of the Farm Advisors. They are eager to help you.

If you would like to write or visit the office, the address is: Master Gardener Program, University of California Cooperative Extension, 5555 Overland Avenue, Building No. 4, San Diego, California 92123.

If you do not live in the San Diego County area, check with your Farm Advisor to see if there is a Master Gardener service in your county or state.

*Gus Schlapfer is Vice-President of the Master Gardeners in San Diego county and sits on the Board of the San Diego Epiphyllum Society.*



**HOME GARDENING INFORMATION**  
Cooperative Extension  
University of California  
San Diego County

5555 Overland Ave. Building 4 Telephone  
San Diego, California 92123 (619) 545-5171



## Keep In Touch

Members are the most important part of our society. The epies are what bind us. Together we create more beauty for all to enjoy. As in any group, we are more potent together. Lifelong friendships are made in the society. Knowledge, plants, and passions are shared between members. Mostly, fun is had by all. We have members all over the world.



Corresponding Secretary Sal Castellitto [Corresponding@sdepis.org](mailto:Corresponding@sdepis.org)

Membership Secretary Beth Jackson at 858-692-0314 or [Membership@sdepis.org](mailto:Membership@sdepis.org)

Newsletter Editors Jerry Moreau at 619-208-7654 & Linda Sinkovic at [EpiNews@sdepis.org](mailto:EpiNews@sdepis.org)

### Welcome to Our Newest Members!!!

Chitra Davis, San Jose, CA  
 Dempsey Davis, Chula Vista, CA  
 Udaykant Pandey, San Diego, CA  
 Casey Gerdes, San Diego, CA  
 Catherine Montgomery, Murrieta, CA  
 Phyllis Ostrander, Lehigh Acres, FL  
 Penny Roberts, Trabuco Canyon, CA  
 Kien Tran, San Francisco, CA



Photo by Jose Almandoz

'Welcome'

### Tips for a Successful Zoom Meeting

- If using a phone or tablet, make sure it's fully charged. Zooming drains your battery pretty fast!
- Take a little time to get settled before the meeting. Consider noise: are people going to hear a loud TV in the background when you're speaking? Pick a spot with good lighting and make sure the light source faces you or is coming sideways. Having an open window behind you is a no-no. It will cause your face to be darkened by the overly bright background.
- If using a tablet or laptop computer, it's a good idea to have it on a table and propped up with some books. This way we can see you at eye level.
- As a general rule, mute your microphone unless you are speaking. Even wiggling in your seat can make audible noise.

## Off-Season and Species Blooming

In the September issue of the newsletter we will start again to list what has been blooming in member's gardens. This list is a bit of informal research of off-season epi blooms. Here you can track which epis have been blooming consistently off-season over the years. We will also list in a separate list the species that are blooming. This I hope will encourage to grow some of the species to have more blooms in your garden. If you wish to list your blooms in the newsletter send your list to the editors at [EpiNews@sdepis.org](mailto:EpiNews@sdepis.org)



*A couple of surprise blooms in July 'Whatta Dream' (left) and 'Amoena' (right)*

### Want/Wish List

If you have epies on your wish list that you are looking for it is possible someone in the Society has it and is willing to share a cutting or two with you.

As a service and benefit to members this list is being included in the newsletter. Send your wish list along with contact information to the editors to get it added here.

**Sal Castellitto:** [aclarasd@aol.com](mailto:aclarasd@aol.com)

'Bold Venture', 'Buttercup', 'Christmas Elf', 'Christmas Kiss', 'Kiwi Honey Gold', 'Merry Christmas', 'Spanish Gold'

**Doug Gates:** [douggates@gmail.com](mailto:douggates@gmail.com)

*Epiphyllum laui*, *E. phyllanthus*, *E. baueri*

**Casey Gerdes:** [casey@yogawithcasey.com](mailto:casey@yogawithcasey.com)

'Crystal Flash', 'Gladyce Jones', 'Glow Bug', 'Kiwi Contraction', 'Monastery Gardens', 'Ron Crain'

**Thu-Huong Ho:** [thuhuong13@gmail.com](mailto:thuhuong13@gmail.com)

'Chardonnay Twist', 'Kiwi Calypso Queen', 'Kiwi Contradiction', 'Kiwi Razzle Dazzle', 'Kiwi Remembrance', 'Kiwi Sweetheart', 'Meadow Lark', 'Ron Crain', 'Spiced Takuan'

**Marcie Horton:** [marciehorton412@gmail.com](mailto:marciehorton412@gmail.com)

'Alakazam', 'Alchemy', 'Connie Mayer', 'Frühlingsgold', 'Jalisco Joy', 'Kiwi Honey Bea', 'Tangerine', 'Vanilla Sunset'

**Bridget Kleindienst:** [Bkleindienst13@gmail.com](mailto:Bkleindienst13@gmail.com)

'Baby Cake', 'Crystal Claret', 'Heather'

**Andrea McArthur:** [acmcarthur@roadrunner.com](mailto:acmcarthur@roadrunner.com)

'Queen Tatiana'

**Michal McKee:** [folklorist@gmail.com](mailto:folklorist@gmail.com)

'Elegans Lei', 'Mojave Gold'

**Tom Moore:** [phyllocactus1952@yahoo.com](mailto:phyllocactus1952@yahoo.com)

'Amaranthinus', 'Coopermanni', 'Daniela Paetz', 'Desert Thorns', 'Devauxii', 'Hansei', 'Helenae', 'Ignescens', 'Jacques Courant', 'Jenkinsonii', 'Jennifer', 'Johnson's Beauty', 'Splendidus'

**Virginia Payne** [vpayne22@gmail.com](mailto:vpayne22@gmail.com)

'Clarity's Laniakea', 'Over the Top', 'Ruby Pinwheel', 'Vanilla Sunset', 'Venetian Affair'

**Paula Reynolds:** [paularey@aol.com](mailto:paularey@aol.com)

'Sunset Cliffs', 'Voltaire'

**Janice Wakefield:** [jwakefield.home@gmail.com](mailto:jwakefield.home@gmail.com)

'Bobby Brynildsen', 'Jasa', 'White Cloud'

## Epi News Submissions

- News of interest to SDES membership, brief articles about our members, or our community are welcome.
- Send any articles, photos, and questions.
- Send submissions as a Word or Google document. Items can also be sent as text pasted into an email body. No PDFs
- Please limit formatting. Avoid excessive bolding or tabs. Avoid words in all CAPS. Please proofread and spellcheck, esp. names.
- Send photos as JPEGs attached in an email to submit to the Editor.
- All photos need caption and photographer's name. Photos need photographer's permission.
- Use of photos is at Editor's discretion.
- Send videos as MP4 or as a YouTube link. Videos must have videographer's permission.
- Materials and submissions need contributor's name.
- All submissions are at the editor's discretion.
- Submissions are due by the 15<sup>th</sup> of the month for inclusion in the following month's *Epi News*.
- If you are not sure? Send it anyway. Email the editors at: [EpiNews@sdepis.org](mailto:EpiNews@sdepis.org)

### Mission Statement

SDES is a community of epi growers who encourage the study of epies and the interchange of ideas on growing, displaying, and collecting epies and its related species.

### SDES Officers

President	Gretchen Ward
1st Vice President	David Cheever
2nd Vice President	Patricia Neal
Treasurer	Gerry Mikas
Recording Sec.	<b>Open</b>
Corresponding Sec.	Sal Castellitto
Membership Sec.	Beth Jackson
Immediate Past Pres.	Cindy Decker
Director 2020-21	Gilbert Hatfield
Director 2020-21	Mildred Mikas
Director 2020-21	Tim Paule
Director 2019-20	Paula Reynolds
Director 2019-20	Lauren Burnette

## Resources

As a benefit to members here is a list of resources for members. If you know of any resources you would like to have included, contact the editors.

### Epi Nurseries:

Epi Galleria — Mark Piette  
<http://www.epigalleria.com/>

Epi Haven <https://epihaven.com/>

Epiphyllum World — Don Cravalho  
<http://stores.ebay.com/epiphyllum-world>

Garden Jewels Nursery — Katie Lutz  
<http://gardenjewelsnursery.com/>

Heny's Epiphyllums — Heny Brandenburg  
<https://www.facebook.com/henysepiphyllums/>

Kakteen Haage — Ulrich Haage  
<http://www.kakteen-haage.de/>  
Passionate gardener since 1685

Pacific Epiphyllum — Chris Welcher  
<http://www.pacificepiphyllum.com/>

### Plant Societies:

#### Cactus & Succulent Society of America

<https://cactusandsucculentsociety.org/>

SDES is an affiliate member. SDES members are welcome at meetings and webinars. See website for more information.

#### Epiphyllum Society of America

1<sup>st</sup> Tuesday of every month except in December or January @ 7:30 p.m.

<http://epiphyllums.org/>

#### San Diego Bromeliad Society

2<sup>nd</sup> Saturday of the month @ 10:00 a.m.

<http://www.sandiegobromeliadsociety.org/>

#### San Francisco Epiphyllum Society

1<sup>st</sup> Thursday of the month @ 7:30 p.m.

<http://www.sfepi.org/>


#### South Bay Epiphyllum Society

2<sup>nd</sup> Tuesday of each month @ 7:30 p.m.


<https://www.facebook.com/groups/511560205668403>

# One Last Thing

## Epies named for Gus' family members



'Marj Marie'  
Marge Schlapfer



'Meghan Annmarie'  
Gus & Marge's granddaughter



'Melissa Marie'  
Gus & Marge's granddaughter  
Photo by Galen Pittman



'Steven Lee'  
Gus & Marge's son



'Susan Lynn'  
Gus & Marge's daughter



'Travis Lee'  
Gus & Marge's grandson

*Photos by Jerry Moreau  
unless noted*