



Epi News

San Diego Epiphyllum Society, Inc.

March 2022
Volume 47 Number 3



‘Puppy Love’

Hybridizer: Earl Childs — Registered by: Sherman E, Beahm (Beahm Gardens)
Parentage: None listed
Size: Medium

Photo by Chuck Everson

San Diego Epiphyllum Society, Inc. (SDES)

P.O. Box 126127
 San Diego, CA 92112-6127
Epi News is published monthly by
 San Diego Epiphyllum Society, Inc.
 SDES Web Site: <https://sdepis.org/>

COPYRIGHT of by-line articles belong to the authors.
 Other contents, ©2022 SDES. All rights reserved.
 Photo credit SDES archives unless noted.

Editors — Jerry Moreau & Linda Sinkovic
EpiNews@sdepis.org
 Design & layout by Jerry Moreau

Membership:

Single \$15.00 per year
[https://checkout.square.site/
 pay/52076e42dc684d9a8d03f874b3a06e2c](https://checkout.square.site/pay/52076e42dc684d9a8d03f874b3a06e2c)

Dual \$20.00 per year
[https://checkout.square.site/
 pay/88eb5a5bdfb44cd7a0fbb422c28b5e35](https://checkout.square.site/pay/88eb5a5bdfb44cd7a0fbb422c28b5e35)

Have You Moved?

If you have moved or recently changed your physical OR email address, please update your address so that you can continue to receive your newsletter without interruption.

Send it to:
 San Diego Epiphyllum Society c/o Membership
 PO Box 126127 San Diego, CA 92112-6127

OR email Membership@sdepis.org
 OR for a faster response mail directly to Beth Jackson Membership Secretary—her address can be found in the membership roster

General Meetings are held on the second Wednesday of each month. We are doing our best to have a presence both in-person and online. The meeting begins at 7:30 p.m. and the pre-meeting workshop is at 7:00 p.m. The Zoom room will open at 7:00 p.m. Check your emails for instructions and links.

Board Meetings are the fourth Wednesday of the month at 7:00 p.m. also held online. All members are welcome to attend the board meeting. If you are interested in attending request the zoom link from the Membership Secretary, Correspondence Secretary, or the President.

Inside This Issue

President’s Corner	3
Meeting Program	3
Stay In Touch	4
Roger Chapin Trophy	5
Workshop Corner: Epi Light Requirements	6
Now Is The Time	5
Mother’s Day Show Preparations	8
Mother’s Day Sale Preparations	14
Transitions & Thank you	18
Safari Park Report	19
Off-Season Blooms	20
Epicacti Resources	21
One Last Thing	22

Calendar of Events

- | | | |
|-------|------|----------------------------|
| March | 9 | General Meeting |
| | 12 | Safari Park Work Party |
| | 23 | Board Meeting |
| | 26 | Safari Park Work Party |
| April | 8-10 | Del Mar Spring Garden Show |
| | 9 | Safari Park Work Party |
| | 13 | General Meeting |
| | 23 | Safari Park Work Party |
| | 24 | Cutting Party @ Cindy’s |
| | 27 | Board Meeting |
| | 30 | Safari Park Epi Sale |
| May | 1 | Safari Park Epi Sale |
| | 7 | Early Bird Epi Sale |
| | 8 | Mother’s Day Show & Sale |
| | 11 | General Meeting |
| | 21 | Safari Park Work Party |
| | 25 | Board Meeting |
| June | 4 | SFES Flower Show |

For the up to date calendar check out:
<http://sdepis.org/news-information/calendar/>



‘Spring Love’
 Photo by Chuck Everson

President's Corner



March is the time of year where we begin to get ready for upcoming events. First we anticipate flowers which are just around the corner -- every day we check our plants for more buds and flowers.

The Society has also been planning events. Here are some upcoming events to put on your calendar. In April we have the Del Mar Spring Garden Show headed up by Cindy Decker. If you want to help out contact Cindy.

In May we are planning our Mother's Day Show & Sale. As regards the show, Pat Neal is planning a wonderful show this year with the theme of 'Sun, Sea, Sand and Epies'. So start planning your display!


We also have the Mother's Day sale in May. This sale is our biggest fund raiser and we need it to be successful in order to keep the society going. We need your help to make this a success. This needs to be an all-out effort so we need members to step up and lend a hand. This can be as simple as donating cuttings to helping over the weekend and other things to make it successful. More information can be found in this and in next month's newsletter. You can also contact Pat Neal or other board members to find out how you can make a difference.

One way to make a big difference is to work on the newsletter. With this issue, Jerry Moreau & Linda Sinkovic will be stepping down from for their service to the society as our newsletter editors. They have been the editors for over 6 years. I want to thank them for their hard work. Every month they did an amazing job creating a newsletter that is both enjoyable and informative to read. I'm grateful for the help they have given me as president, for example not letting me forget when things happen.

You will be happy to hear there is a new editor in town who will be taking over the newsletter beginning next month. Please welcome Jeff Hendershot! Let's all help Jeff to create a newsletter we can all enjoy and look forward to.

Till next time,

Gretchen



*'March Inn' FRE - a flower that often blooms in March.
Photo by Jerry Moreau*

Meeting Program

Pre-Meeting Workshop: This month Ron will share his epi wisdom on a yet-to-be-determined topic. In Casa Del Prado Room 104 at 7:00.

February's Program: This past month we enjoyed a delightful program by Susan Lenz titled "Sketchy Science and Snake Oil Products." Susan holds a PhD in microbiology and molecular biology and is a former research scientist and science educator as well as being a San Diego County Master Gardener.

March's Program: This month's program is still in the planning process. David has some great things planned for us. Come join us Wednesday March 9th Either in-person or online on Zoom.

In Casa Del Prado Room 101 at 7:30 p.m. Pre-meeting workshop room 104 7:00 p.m.

The Zoom room will open at 7:00 p.m. for a bit of socializing and the online meeting will join the in-person meeting at 7:30 p.m.

Keep In Touch



Members are the most important part of our society! Together we create more beauty for all to enjoy.

As in any group, we are more potent together. We have members all over the world! Although the epies are what bring us together at first, lifelong friendships are made in the society. Knowledge, plants, and passions are shared between members. And everyone has fun!

Corresponding Secretary Sal Castellitto Corresponding@sdepis.org

Membership Secretary Beth Jackson at

858-692-0314 or Membership@sdepis.org

Newsletter Editors Jerry Moreau at 619-208-7654 &

Linda Sinkovic at EpiNews@sdepis.org



'Welcome'

Photo by Jose Almandoz

Welcome to Our New Members!!!

Marylou Gibson, Carlsbad
Stacy and Zachary Dooley, San Diego

Exhibitor Name Plate

Be ready for the show by ordering an exhibitor's name plate for your display table. This 2 x 6 engraved plate comes in blue, green, or red with a brass stand. The cost is \$15.00. Don't forget to order your name badge too.

You can purchase it through the SDES web site or contact Gerry Mikas at 760-690-1124 or email: gmikas@cox.net or see him at the general meeting.



Support your passion, support the Society's collection at the San Diego Zoo Safari Park. Currently we have the world's largest public display of epiphyllum hybrids and epiphytic species on display. We currently have a very unique new display and to keep this going SDES needs money to make it happen. All money raised goes into the care of the collection and display. We are all volunteers who create and maintain the display because we are passionate about it. All donations are always welcome and greatly appreciated. Consider putting SDES & the epi collection/display in your will or trust.

The Roger Chapin Award Volunteer of the Year 2021

By Gretchen Ward, President



It is my pleasure to announce the recipient of the Roger Chapin Award Volunteer of the Year for 2021. We were a bit delayed in making this announcement due to some unforeseen events, but at our January board meeting we were finally able to officially announce the award. Patricia Neal has been a mainstay of our organization for a long time. Her dedication to the San Diego Epiphyllum Society was shown throughout the last year as she graciously took on the office of the 2nd Vice President where despite the limitations imposed on us by the Covid pandemic, she expertly navigated us through a hugely successful online sale and Mother's Day event. She has also been an enormous help to me as your president and has helped to keep me on track and on point through sharing with me her knowledge of the past activities of our group. Pat should also be commended for her indefatigable efforts to organize and preserve box after box of materials with historic importance to our club.

She spearheaded getting us a climate-controlled storage facility where all the historic materials she has been organizing can be stored and she continues to work on making these items available to anyone interested in researching or writing about the Society. She has given her time, passion, and experience over the years to the society. Pat coordinated two EpiCons (1994, 2000) and served as the Judge's Clerk for 14 years in addition to being the 2nd VP in 2002. Pat has been awarded Honorary Life Member in 1997.

Congratulations Pat!



*Pat Neal at the 1994 EpiCon
Photo by Chuck Everson*

About the award:



Awarded annually, the Roger Chapin Memorial Trophy is in memory of Roger Chapin. Created and donated by his wife Sandra and family. This award is for an outstanding volunteer in SDES, not just for one year but for many years of service to the society. Those who contribute to the society in a way that makes a difference. The award is nominated by the president.

Roger Chapin was a member for 13 years. During this time he served as both president (2001 & 2002) and director. Roger volunteered many years at the Safari Park and served as the curator and coordinator of the epi collection for five years. He taught the pre-meeting workshop for many years. Roger loved epies and SDES. He shared his knowledge talking to the public at all the shows, sales, and events put on by the Society. Roger was an Honorary Life Member of SDES.

Epi Light Requirements

From *Epi Gram* September 1991, Vol 6, No. 8

By Dick Kohlschreiber

The majority of the epiphytic cacti are considered to be shade plants. The original plants came from the jungles of Central and South America. Most grew in the crotches of trees so that they were shaded by leaves above them and received only intermittent sunlight. The hybrids have inherited the same light requirements. It is usually thought that the spinier a plant is, the more direct sunlight it can tolerate.

I think that my plants that are on the east side of the house and get the morning sun, do the best. But when you have large numbers of plants, they can't all have that eastern exposure. So you have to hang your plants under lath or shade cloth and try to regulate the amount of light they receive.

Plants that are in too much shade often will have beautiful dark green foliage. But after a while the foliage starts to get narrow and stringy. And these plants usually don't bloom or they have very few flowers.

Epies that get too much sun will often get very red foliage. (There are some varieties that have red foliage naturally which may be confusing). Some foliage will turn a very pale green or almost yellow with too much sun. I think too much sun also makes spotting and die-back worse. If you have plants with terrible foliage, try putting them in a shadier place and see if the foliage doesn't improve. If you have a plant that has nice foliage but the plant never blooms, try changing its location so it gets more light. I move plants all the time. You have all of these different microclimates in your yard and what one plant likes, another might not like it.

I mentioned before about the fact that the more spines a plant has, the more sun they can tolerate. I

do find that most *Aporocactus* are fairly sun tolerant. But even with *Aporocactus*, if you want really nice green plants, you'll have to give them some shade. I have always hung my *Aporophyllums* on the edge of my lath area and some of them are not that sun tolerant. They will spot, die-back and generally look terrible. When moved to more shade, they're a much prettier plant.

I met a lady at the CSSA Show at the Arboretum. When I told her that I considered Epies shade plants, she looked at me like I was mentally deranged. She promptly told me that her Epies were growing in full sun and doing beautifully. When I asked her where she lived, I found out that she lives in the Lunada Bay area of Palos Verdes which is probably one of the foggiest areas of the Palos Verdes Peninsula. That probably accounts for her plants doing well - full sun in Lunada Bay is like morning sun in the San Gabriel Valley! "... whatever works for you lady, is fine with me."

I have learned about how tolerant my plants are to light this past year. Last Fall, I cut back all the vines that were growing over my lath area. Some plants that had been in almost total shade were suddenly in direct sun for short periods of time. Some plants showed sun damage within a short period time. The most tender were the Epies that have the very thin foliage. They either burned or shriveled. The worst damage was to some *Rhipsalidopsis* that I had hanging right under the lath. Several were badly burned and haven't fully recovered yet. When I discovered what was going on, I moved the plants. Some I put in a shadier area. But many, I just hung at a lower position beneath the lath and that seemed to help.




Now is the Time

- ✓ **Remove dead and unsightly branches.** Remove dead leaves and debris from containers, eliminating a haven for harmful pests and allowing oxygen to get to the soil and the roots.
- ✓ **Bait for snails.** Snails become more active in wet weather.
- ✓ **Check for aphids and ants.** Ants are attracted to the nectar in developing buds, but do no damage to epies. However, their presence is an indication that mealy bugs which are brought in by ants may be on the plant or in the soil. Small infestations may be controlled with a 50-50 solution of water and isopropyl alcohol. Larger infestations may require chemical treatment such as Malathion. When using chemicals to control pests, be sure to read labels and follow instructions completely.
- ✓ **Check for scale insects.** Little spots that can be flicked off with your fingernail are probably scale. They should be removed promptly with soapy water. You may have to repeat treatment. Again chemical treatment may be necessary for large infestations.
- ✓ **Give mature plants a final feeding of nitrogen-free liquid fertilizer.** Use 0-10-10 or 2-10-10 on mature plants; 5-10-10 on immature ones.
- ✓ **Don't relocate plants that are developing buds.** This can cause buds to drop. However, some bud drop is normal. A plant may set more buds than it can support and will naturally shed some.
- ✓ **Ensure developing buds have room to grow.** Hanging plants need enough space between plants for the flowers to open freely. Trellised plants also need space for blossoms to open, but also ensure that ties holding the plant aren't constricting buds.
- ✓ **De-bud young plants.** Some of last year's cuttings will set buds, most of which will not develop into full buds or blooms. Pinching off these buds will redirect the plant's energy back into its roots to form new branches, making for a fuller, healthier mature plant in the future. However, some people prefer to leave the buds alone, letting Mother Nature take its course as they drop off of their own accord.
- ✓ **Check for root rot.** While the winter rains are good for epies, the deluge we often receive in winter may be doing more harm than good. Over-watering causes stagnant soil and root rot. Is there enough air

circulation around your epies to help dry out the excessive rain, especially those plants in plastic pots? Is the soil so constantly saturated with water so that no oxygen is getting to the roots?

- ✓ **Remember that epies draw moisture from humidity.** Even though some outdoor plants aren't getting direct rainfall, they may still be getting plenty of moisture from the air. They, too, can get root rot if they're watered too much during wet weather. Keep an eye on them as well.
- ✓ **Any plants sitting on shelves, benches or patios** should not be left standing in puddles of water. If they're sitting in saucers, turn the saucers over and sit the plants on top.
- ✓ **It's important to keep an eye on all our plants.** Signs of root rot include thin, withered branches. Sometimes discolorations appear at the base of the plant and spread up through the branches. Healthy branches should look plump and shiny and feel waxy.
- ✓ **Start planning your display for the Mother's Day Show.**



Sun...
Sea...
Sand...
and Epies

San Diego Epiphyllum Society's
Annual Mother's Day Show and Sale
Sunday, May 8, 2022
11 a.m. to 4 p.m.
Casa del Prado, Balboa Park
Pre-show Sale on Saturday, May 7 10 a.m. to 4 p.m.

'Sun, Sea, Sand and Epies'

Mother's Day Show Categories

By Patricia Neal, Mother's Day Show Coordinator



Tim & Laura Paule 2017

Best Novice Display The LeBlanc Novice Trophy

This trophy goes to a first-time exhibitor of a display using the show's theme. The display can be of any size but not a floral arrangement.

It is not just for new members, but any member who has never entered a display in the show and is doing so for the first time is welcome to enter.



Gail & Gilbert Hatfield 2016

Novice Photos by Don Crain



Best Mini Display The Mildred and Jerry Mikas Trophy

This trophy goes to the best mini tabletop display with the show's theme. To be eligible, the mini display can be a half table or smaller. Our show tables are 6' long, so 3' is the maximum size. A mini display cannot be a floral arrangement.

Haeyoung Mikas 2011

Photo by Jerry Moreau

Best Educational Display The Richard G. Latimer Educational Trophy

This trophy goes to the best educational display. There must be at least two educational displays for this trophy to be awarded. If a display has won this award in a previous SDES show, it is ineligible to win again. However, to promote SDES' goal of education, prior winning displays are always welcome so that visitors can learn more about epies.

Janice Wakefield 2017

Photo by Gilbert Hatfield



'Sun, Sea, Sand and Epies'



Best Flower Arrangement The Walter and Penny Bunker Trophy

This trophy is awarded to the best flower arrangement using the show's theme. It must include flowers from plants eligible for the Nelson Trophy and other plant material and flower arranging props. Mini displays are entered under a separate category.

*Marj Myers 2016
Photo by Don Crain*



*Janine Topell 2018
Photo by Patricia Neal*



Best Flower on the Society Table The Eva Clover Trophy

Members who do not have a display in other categories are welcome to place up to six flowers on this table. Each flower must be labeled by name along with the exhibitor's name. Show judges will select the winning flower.

Photo by Patricia Neal

Volunteer Opportunity: *Anyone who would like to decorate a table using the show theme can volunteer to do so for the Society Table. Usually this display is four 6' tables grouped together. Since it showcases individual flowers, the theme decorations should be primarily in the center of the table. The society will provide tablecloths. Pictured at left above: In 2011 with the theme "Holidays With Epies", the Society Table was adorned with Christmas ornaments.*

Best Plant The William and Ruth Nelson Trophy

Plants eligible for this award may be hybrid epicactus or species in the following genera of the cactus family (including inter- and intra-generic hybrids) : *Aporocactus*, *Deamia*, *Disocactus*, *Epiphyllum*, *Hatiora*, *Kinnachia*, *Lepismium*, *Lymanbensonia*, *Pfeiffera*, *Pseudorhypsalis*, *Rhipsalidopsis*, *Rhipsalis*, *Schlumbergera*, *Selenicereus*, *Strophocactus*, or *Weberocereus*. Eligible plants must have been grown by the exhibitor for at least the six months preceding the show. There must be at least three plants on display for the trophy to be awarded.



*'Mystic Magic' by Ken Loomis 2009
Photo by Don Crain*

‘Sun, Sea, Sand and Epies’



Photo by Don Crain 2008

Best Small Flower The Don and Judy Francis Trophy

Blooms that are registered as extra-small, small and small-medium flowers are eligible for this table. There is no limit to the number of flowers an individual may place on this table. However, blooms of flowers that are registered as medium or large but are blooming smaller than usual are not eligible for this trophy.

Best Newly-Registered Hybrid The Buddy Hurst Trophy

This trophy is awarded to the best newly registered hybrid flower. To be eligible the flower must have been registered within the last five years and been grown by the exhibitor. However, it need not have been registered by exhibitor.



Photo by Jim Hunter 2008



Photo by Terence Brashear 2019

Best Unregistered Seedling

A first-place ribbon is awarded to the best unregistered seedling on this table. This table offers a preview of the flowers that hybridizers have been developing but have not yet named and registered. The hybrid cross and hybridizer’s name must accompany the flower.

Volunteer Opportunity: All three of these tables can be decorated with the show theme. As with the society table, decorations are minimal in order to feature the flowers. For the above small and newly-registered tables, they were decorated for the 2008 show theme, “Epies: A Pirate’s Treasure”, and the unregistered seedling table was decorated with the 2019 theme “Blooms, Beads and Bourbon Street-Epies at Mardi Gras.”

'Sun, Sea, Sand and Epies'



Best Flower Display The Gus and Marge Schlapfer Trophy

This trophy is awarded to the best flower display. This display does not reflect the show's theme.



*Top Left: Barb Alvarez 2009.
Photo by Don Crain*

*Left: Ken Loomis 2007.
Photo by Jim Hunter*



Best Show Theme Display – Division ONE The Jacob W. and Miriam Troxell Trophy

This trophy is awarded to the best display using the show's theme. This category – Division ONE – is for displays that use only one table.

*Galen Pittman and Jerry Moreau 2011
Photo by Don Crain*

Best Show Theme Display – Division TWO The Jacob W. and Miriam Troxell Trophy



*Sandra Chapin 2006
Photo by Gerry Mikas*

This trophy is awarded to the best display using the show's theme. This category – Division TWO – is for displays that use two or more tables or is a floor exhibit.



*Don and Judy Francis 2002
Photo by Donald Shoemaker*

'Sun, Sea, Sand and Epies'



Best George French Hybrid The George French Trophy

This trophy is in honor of founding member and world-renown San Diego hybridizer George French. All exhibitors are invited to display their best French hybrids.

Volunteer Opportunity: *The George French Hybrid Table is another display that someone can volunteer to decorate with the show theme. In 2011 with the theme "Holidays With Epies" it was decorated with Thanksgiving Autumn décor. Photo by Patricia Neal*

President's Choice/Best in Show The President's Choice for the George French Award

This trophy is awarded to the flower that the current SDES president chooses as his or her favorite. All flowers and all exhibitors are eligible for this award – hybridizer, private grower, nursery, named or unnamed hybrid, unregistered seedling, or any sized flower.

*'Sierra Thompson' by Derek Obayashi 2017
Photo by Gilbert Hatfield*



The People's Choice Award



Everyone is invited to place one flower on the People's Choice table. Only the name of the flower is shown to visitors who vote for their favorite bloom. Winner of the award is announced at the next general meeting.



Above: At the 2008 show Jerry Plaisted arranges the flowers for voting. The People's Choice Award Trophy is a gift of Jerry and George Plaisted. Right: At the 2009 show, the table is a blur of activity as guests choose their favorites. Photos by Don Crain.

'Sun, Sea, Sand and Epies'



Best Extra Large Flower

The category for Best Extra Large Flower was established in 2018. A special ribbon is awarded for the best extra large bloom.

Volunteer Opportunity: *This is another table that can be decorated with the show's theme.*

'Beijing' by Darryl Miyamoto 2018
Photo by Terence Brashear



Memorial Display

This table is a remembrance table for all our members who we have lost since our last Mother's Day Show. *Photo by Terence Brashear 2018*

Show participation

We will have a floorplan for the show as well as sign up sheets at the next meeting. Or you can contact Show Chairman Pat Neal to sign up for a category and what requirements you have for your display (number of tables, access to power outlet, etc.) Also, if you would like to volunteer in any way, please do! In addition to setting up displays, we will need help in arranging tables according to the floorplan, sweeping and cleaning up spilled water before the show opens, etc., as well as cleaning up after the show.

You can contact Pat at 858-565-0340 or at pneal@san.rr.com

Rules for Exhibitors at Balboa Park

- No helium-filled balloons are permitted in Balboa Park
- No spraying is allowed in Balboa Park
- No moss can be disposed of in Balboa Park trash cans
- If your exhibit sits directly on the floor, the floor must be covered
- All tables used for displays must have table coverings. SDES provides plastic tablecloths.
- No sand or similar material is allowed directly on the table covers. If you plan to use any such material, please bring your own heavy table cover and clean up any spills before the show opens and clean up thoroughly after the show closes.

Mother's Day Show and Sale

Annual Sales Planning Underway

On Saturday, May 7 from 10 a.m. to 4 p.m. we'll have our pre-show sale on Patio B at Casa del Prado. Then on Sunday, May 8, our sales area will be Patio A outside of Room 101 from 11 a.m. to 4 p.m.

The Friday evening before (May 6) we'll pre-stage plants and cuttings at Casa del Prado. More details on time and place will be provided as we get closer to show time.

We will need volunteers to help transport supplies such as pop-up awnings and boxes of sales materials from storage, as well as cuttings and plants. We will also need volunteers to help set up and staff the sales tables and for take-down and clean up at the end of each day. Cindy Decker will again coordinate our annual Mother's Day Show Sale.



Cindy Decker at the 2019 sale.



Above photos: Plants are pre-staged in Casa del Prado on Friday night.



Left: Saturday's pre-show sale is held on Patio B at Casa del Prado.

On Sunday, sales are held on Patio A just outside Room 101 where our show is held.

Photos by Jerry Moreau

Mother's Day Show and Sale

Cuttings and Plants Needed for the Sale

With our first in-person Mother's Day Show and Sale in three years, we are in need of plant material. All of the cuttings and plants we sell are donated by our members. Without you, we would not be able to make this happen.

Cindy Decker will be Sales Coordinator this year – drawing on her several years' experience with several years as the coordinator.

Many members have already started making cuttings and have potted up last year's cuttings into 4" pots. As you weed and fertilize your plants in the next few weeks, please take a few cuttings as you go.

While we understand that you're reluctant to cut branches that have buds on them, there's often a branch or two that isn't going to produce buds. Along with epi hybrids, species are also good sellers.

Please bring your cuttings to the April general meeting or contact Cindy to drop off cuttings or to have someone pick them up.

If you need help making cuttings let us know, we can help.

Please contact Sales Coordinator Cindy Decker at (619) 972-9664 or at cdecker4007@gmail.com.

**Cutting Party at the home of Cindy Decker
Sunday, April 24th – 2:30 – 5 p.m.
4007 South Tropico Dr., La Mesa**

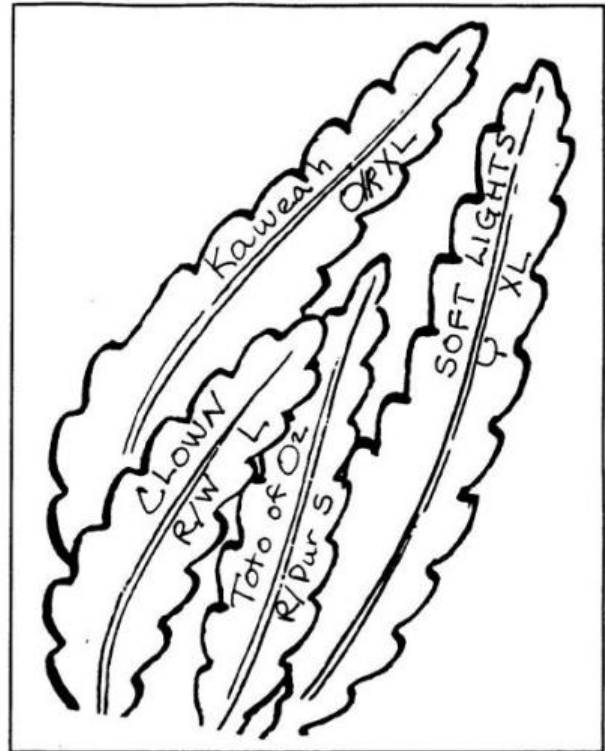
Once we start collecting cuttings we will need help making cuttings, labeling, checking names, sorting and bagging cuttings.

Mark your calendar and please join us at Cindy's on Sunday, April 24th at 2:30 p.m. We have a good time visiting while we work and learn more about epies. New members are welcome! It's a great time to get to know each other.

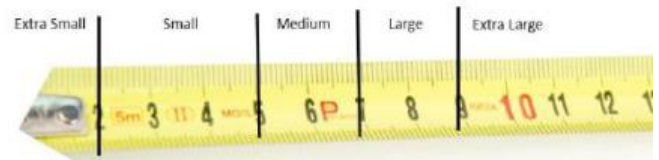
Mother's Day Show and Sale

Making and Marking Cuttings

- Choose growth that has hardened off, not tender new growth.
- Cuttings should be 6 to 8 inches long and in good health.
- Please make cuttings from plants that you know bloom correctly.
- If you don't have time to mark each cutting with the name, size and color, please wrap cuttings with the same name in a newspaper. Tape it closed and write the name of the cuttings on the outside.
- Begin the name of the cuttings near the top of the cutting and write towards the bottom.
- Make sure there is no writing in the bottom 2" of the cutting because that end will eventually be covered in soil when potted.
- Try to check for correct spelling and size in the official Registry of Hybrids & Species. SDES has copies of the registry in the library.
- If you're not sure of the correct spelling, wrap the cuttings in newspaper with the name and we will check the spelling.



Flower size:



- XS—extra small (under 2")
- S—small (2-5")
- M—medium (5-7")
- ML—medium to large
- L—large (7-9")
- XL—extra large (9+'' or larger)

Flower Color:

- W—white
- R—red
- O—orange
- Y—yellow
- Pk—pink
- Pur—purple



- ⇒ For flowers that have two colors, list the predominant color first such as Y/W or R/O
- ⇒ For multiple-colored flowers, pick the predominant color, then add "multi" such as "red-multi"

Cuttings are the lifeblood of SDES.



'Springtime' STL(BHM)
Photo by Jerry Moreau




'Spring Break' RJC
Photo by Jerry Moreau



'Touch Of Spring' WC
Photo by Roger Chapin



'Spring Fling' GRIMS/WC
Photo by Roger Chapin



'Oriental Spring' WC
Photo by Erling Kofoed



'Spring On Mars' GM
Photo by Robert Kuettle

Transitions & Thank you

By Jerry Moreau & Linda Sinkovic

Although doing the newsletter for these many years has been a wonderful ride, it's time for us to step down as editors.

During our tenure as newsletter editors we have learned so much: about our members, about epi folks from all over the world, and about epies, both species and hybrids. It has been both an honor and a privilege to be co-editors. There has also been a lot of love, dedication, and work that has gone into creating each issue. In particular the 50th anniversary issue which was a tremendous effort and a wonderful edition that showcased all the people who have made the society what it is today.


During our tenure the newsletter has moved from a paper version to a digital version. We picked up where Jill Rowney (editor 2005-15), left off. She was a wonderful editor and brought much to the newsletter during her time as editor. At that time we were mailing out our newsletter to every member -- but today we have a digital newsletter which allows us to have a bigger and more colorful newsletter. By having a digital newsletter we are able to serve the membership with more content and information about epi culture, society business, and our members. As of this issue we are only sending out 12 paper newsletters and that will continue to decline.

We made a good team. We came together in some ways and we each had our areas of focus in others. We both wrote articles, consulted with each other on content, and hopes for each

newsletter. It was fun collaborating and putting forth something that we always hoped the members would look forward to reading each month. It was a lot of work and each month our passions for creating a newsletter came together for the members to appreciate and enjoy.

We also want to thank Patricia Neal (editor 1993-98) for her assistance these past few years, especially with the anniversary issue. She has contributed wonderful articles, suggestions, and research to the newsletter. Her eye on the history of the society was especially appreciated. And we want to thank you -- the SDES membership -- for all you have contributed to the newsletter over the years. Your ideas, suggestions, and contributions have all been appreciated. Without each other there would be no society. It takes us all to keep it going.

It's great we have a good society and people who step up to make sure we get thing done. It is our pleasure to introduce Jeff Hendershot who will take over as editor with the April edition. Jeff will bring new experience and passion to the newsletter. We will help him with the transition. We look forward to see what he will create for the society. Please give Jeff all the love and support to the newsletter that you have shown us.



'Jemo' RUD
Photo by Rudolf Hefing Herick



'Linda Sinkovic' DTO
Photo by Jerry Moreau

Safari Park Epi Collection & Display

by Jerry Moreau

February was a mixed month weather wise. We had a week of very warm Santa Ana winds bringing the temperatures up to the 90s on some days including a couple of times while we were at the park. One nice thing about volunteering is that when it gets too hot for us we can just call it a day!

There wasn't a lot blooming this month. But we did see many tiny buds starting to form on the plants. Do you remember the 1971 Carly Simon song Anticipation?

*We can never know about the days to come
But we think about them anyway
And I wonder if I'm really with you now
Or just chasing after some finer day*

I think the song was written about this time of year and our anticipation for that "finer day" when our epies bloom in the coming months. Ok so maybe I'm being silly about that song, but I'm looking forward to another wonderful season filled with blooms. I'm still singing that song.

I want to welcome two new volunteers to the epi crew at the park, Linda and Keith Bennett. They come with great enthusiasm and willingness to learn. They make a great addition to the crew. It's nice working along side them. Welcome Keith and Linda!

It's time to recognize some of our volunteers. Volunteer Services at the park keeps track of the time we put into volunteering. The park benefits in different ways from our service -- not only the work we do at the park but also in ways to apply for grants. It's a win-win situation for us all! As of December 2021 a few volunteers have hit some milestones. This year we have Paula Reynolds with 100 hours, David Cheever, Dean Delibertis, & Linda Sinkovic at 250 hours, Ron Crain & Jerry Moreau with 3000 hours, and Tim Paule with 4000 hours. For years of service we have Barb Alvarez & Paul vander Ploeg for 5 years, and Janice Wakefield for 15 years of service to the epies and the park. Thank you for your commitment, time, and passion. You are greatly appreciated.



Helping out were Barb Alvarez, Keith & Linda Bennett, Sandra Chapin, Ron & Velma Crain, David Cheever, Cindy Decker, Dean Delibertis, Marie Dempewolf, Jeff Hendershot, Dennis Hughes, Beth Jackson, Betsy & Jerry Markle, Ellen McCollum, Jerry Moreau, Paula Reynolds, Tim Paule, Janice Wakefield, and Paul vander Ploeg.



*Sandra Chapin with her name sake
'Sassy Sandra'
Photo by Jerry Moreau*

Details of How To Become A Volunteer at the Safari Park
can be found on our website. If you have any questions contact Jerry Moreau.
Click on <https://sdepis.org/welcome-to-sdes/epiphyllums/volunteering/>

Off-Season Blooms

This list is a bit of informal research of off-season epi blooms. Here you can track which epis have been blooming consistently off-season over the years. If you would like to add to the research and list which epies have been blooming in your yard, email the editors with your list of off-season blooms and species.

Blooming Off-Season

- Heny Brandenburg** (San Diego): ‘Abracadabra’, ‘Bling Bling’, ‘Clarity’s Linnea’, ‘Clarity’s Mike’, ‘Felcino Filou’, ‘Friend Rudi’, ‘Jemo’, ‘Kiwi Honeybea’, ‘Thirty Wonders’
- Lauren Burnette** (San Diego): ‘Guiding Star’, ‘Harald Knebel’, ‘Herbert S. Irwin’
- Ron & Velma Crain** (Chula Vista): ‘Felcino Fairy’, Felcino Favorite’, ‘Jemo’
- Forrest Ehbrecht & Jeff Hendershot** (San Diego): ‘Guiding Star’
- Patricia Frank** (San Diego): ‘Beautie Wegener’, ‘Guiding Star’, ‘Pixie Dust’
- Beth Jackson** (San Diego): ‘Rudolph’s Liebling’
- Barb Landon** (Manhattan Beach): ‘Patsy’s Jewel’, ‘Thirty Wishes’
- Michal McKee** (Escondido): ‘Pilands Pride’
- Patricia Neal** (San Diego): ‘Fumiko Kida’, ‘Kitty Kat’, ‘Vive Rouge’
- Safari Park** (San Pasqual Valley): ‘Choxoda’, ‘Harald Knebel’,
- Paula Reynolds** (San Diego): ‘Crimson Arrow’
- Pat Shea** (Port Charlotte, FL): ‘Felcino Flair’, ‘Rita Paetz’
- Theo Sieg** (San Rafael): ‘Confetti’, ‘Red Barbara’

Blooming Species

- Barb Alarez** (Lemon Grove): *Rhipsalis pilocarpa*, *R. rhombea*
- Heny Brandenburg** (San Diego): *Disocactus Macranthus*
- Patricia Frank** (San Diego): *Lepismium houlettianum*
- Beth Jackson** (San Diego): *D. macranthus*, *Hatiora salicornioides* f. *salicornioides*, *R. sulcata*, *R. baccifera* ssp. *mauritiana*
- Jerry Moreau** (San Diego): *R. burchellii*, *R. occidentalis*
- Safari Park** (San Pasqual Valley): *D. macranthus*, *L. cruciforme*, *R. dissimilis*, *R. goebeliana*, *R. mesembryanthemoides*
- Linda Sinkovic** (Santa Cruz): *D. macranthus*, *D. nelsonii*, *L. houlettianum* f. *houlettiana*, *L. houlettianum* f. *regnellii*, *L. warmingianum*, *R. cereuscula*, *R. mesembryanthemoides*, *R. rhombea*




‘Vive Rouge’

Photo by Robert Kuettle



‘Choxoda’ - KN/RWP c.1945

Name is a play on “Chocolate Soda”
Photo by Jerry Moreau




‘Rita Paetz’ HP
Photo by Pat Shea



‘Pilands Pride’ WC
Photo by Roger Chapin



‘Felcino Favorite’ RUD
Photo by Jerry Moreau



Rhipsalis burchellii
Photos by Jerry Moreau

Epi News Submissions

- News of interest to SDES membership, brief articles about our members, or our community are welcome.
- Send any articles, photos, and questions.
- Send submissions as a Word or Google document. Items can also be sent as text pasted into an email body. No PDFs
- Please limit formatting. Avoid excessive bolding or tabs. Avoid words in all CAPS. Please proofread and spellcheck, esp. names.
- Send photos as JPEGs attached in an email to submit to the Editor.
- All photos need caption and photographer's name. Photos need photographer's permission.
- Use of photos is at Editor's discretion.
- Send videos as MP4 or as a YouTube link. Videos must have videographer's permission.
- Materials and submissions need contributor's name.
- All submissions are at the editor's discretion.
- Submissions are due by the 15th of the month for inclusion in the following month's *Epi News*.
- If you are not sure? Send it anyway. Email the editors at: EpiNews@sdepis.org

Mission Statement

SDES is a community of epi growers who encourage the study of epies and the interchange of ideas on growing, displaying, and collecting epies and its related species.

SDES Officers

President	Gretchen Ward
1st Vice President	David Cheever
2nd Vice President	Patricia Neal
Treasurer	Gerry Mikas
Recording Sec.	Carmela Griswold
Corresponding Sec.	Sal Castellitto
Membership Sec.	Beth Jackson
Immediate Past Pres.	Cindy Decker
Director 2022-23	Gilbert Hatfield
Director 2022-23	Mildred Mikas
Director 2022-23	Tim Paule
Director 2021-22	Paula Reynolds
Director 2021-22	Lauren Burnette

Resources

As a benefit to members here is a list of resources for members. If you know of any resources you would like to have included, contact the editors.

Epi Nurseries:

Epi Galleria — Mark Piette
<http://www.epigalleria.com/>

Epi Haven <https://epihaven.com/>

Epiphyllum World — Don Cravalho
<http://stores.ebay.com/epiphyllum-world>

Garden Jewels Nursery — Katie Lutz
<http://gardenjewelsnursery.com/>

Heny's Epiphyllums — Heny Brandenburg
<https://www.facebook.com/henysepiphyllums/>

Kakteen Haage — Ulrich Haage
<http://www.kakteen-haage.de/>
 Passionate gardener since 1685

Pacific Epiphyllum — Chris Welcher
<http://www.pacificepiphyllum.com/>

Plant Societies:

Cactus & Succulent Society of America

<https://cactusandsucculentsociety.org/>
 SDES is an affiliate member. SDES members are welcome at meetings and webinars. See website for more information.

Epiphyllum Society of America

1st Tuesday of every month except in December or January @ 7:30 p.m.
<http://epiphyllums.org/>

San Diego Bromeliad Society

2nd Saturday of the month @ 10:00 a.m.
<http://www.sandiegobromeliadsociety.org/>

San Francisco Epiphyllum Society

1st Thursday of the month @ 7:30 p.m.
<http://www.sfepi.org/>

South Bay Epiphyllum Society

2nd Tuesday of each month @ 7:30 p.m.
<https://www.facebook.com/groups/511560205668403>

One Last Thing



'Climax' FOB



'Honeycomb' FOB




'Gypsy Queen' WC



'Mystic Magic' SHI



'Ming Gold' CP



'Marmalade 'N' Honey' WC