



Epi News

San Diego Epiphyllum Society, Inc.

October, 2016

Volume 41 Number 10

‘Gitti Paetz’

Parentage: ‘Mylady’ × ‘Najada’

Size: Small

Hybridizer: Helmut Paetzold

Photo by Rudolf Hessing Herick





President's Corner

The end of the summer is not the end of the world.
Here's to October... ~A.A. Milne (1882-1956)


On September 6th, Ron and Velma Crain, Jerry Moreau, Beth Jackson and I attended the annual September auction and potluck at the ESA meeting at the Los Angeles Arboretum. SDES donated Don Patterson and Derek Obayashi hybrid cuttings to the ESA silent auction. We gave a plant of 'Fumiko Kida' to ESA for the Pentico collection and will root more of Derek and Don's hybrids to give to them. ESA gave us two plants: 'Copacabana' and an unregistered hybrid by Galen Pittman. Sadly the unregistered hybrid will need another name, as 'Indian Curry' is already taken. 'Copacabana' is one of Wressey Cocke's 50's Crosses, a sibling to 'Curtain Call' and 'Pink Plumes' among others.

Jim Nones kindly gave us cuttings of his hybrids for the Safari Park collection and Jerry won the bids for cuttings for five hybrids and one species for the park. It was a fun trip and the food at the potluck was delicious. Become a member of ESA so you can have access to their website (members only) and plan to attend some of their events.

I look forward to seeing you at the October meeting on the 12th.



Janice



'Natasha Paetz'
Photo by Jerry Moreau

Society Officers and Directors

President	Janice Wakefield jwakefield@cox.net (619) 464-1086
1st Vice President (Programs)	Patricia Frank pm.frank@cox.net (619)741-8417
2nd Vice President (Mother's Day Show)	Gina Contreras ginacontreras57@gmail.com
Treasurer	Tim Paule timpaule@cox.net (619)-443-0826
Recording Secretary	Dennis Hughes (619) 851-4960 deninkorea@yahoo.com
Corresponding Secretary	Beth Jackson bethjackso@yahoo.com (858) 638-0956
Membership Secretary	Humberto Contreras membership@sandiegoepi.com
Director (2016-17)	Sandra Chapin sandraleewc@gmail.com (858) 451-1744
Director (2016-17)	Cindy Decker ddecke@juno.com (619) 972-9664
Director (2016-17)	Jerry Moreau jerrysdca@cox.net (619) 208-7654
Director (2015-16)	Ron Crain hikerron@cox.net
Director (2015-16)	Mildred Mikas mvmikas@cox.net (760) 690-1124

Coordinators & Committee Chairperson:

Sales Events	Cindy Decker
Librarian	Marie Dempewolf dempemom@aol.com (619) 573-5060
Garden Caravan	Mildred Mikas
Installation Banquet	Mildred Mikas
Internet / Web	Derek Obayashi omygoshi@yahoo.com
Pre-Meeting Workshops	Ron Crain
Safari Park	Jerry Moreau
EpiNews Co-Editor	Jerry Moreau
EpiNews Co-Editor	Linda Sinkovic linda@cruzware.com
Hospitality	Open
Refreshment	Open
Historian	Open
Publicity	Open

Meeting Programs

by Patricia Frank

Pre-Meeting Workshop: Ron will be discussing the great mysteries of epi lore.

September Program: Ron Crain presented a collection of photographs of plants and animals from Mildred and Gerry Mikas' 2015 trip to India, where they visited Ranthambore National Park and the Agra Fort, and to Sri Lanka, where they visited Yala National Park and Pinnawela Elephant Orphanage.

October Program: If you have considered volunteering at the Safari Park and would like to know more about the Zoo and Safari Park volunteer program, join us at this month's meeting to learn everything you ever wanted to know from Andy Schucker, Operations Manager for Volunteer Services for the Safari Park, who will be our speaker this month. Andy will present information about how you can become a volunteer and discuss the many benefits available to volunteers. Please join us for a fun and informative evening on Wednesday, October 12th in Casa Del Prado Room 101 at 7:30 p.m. So come out and join us.



Up Coming Events

October

- 1 End of Summer Party
- 12 General Meeting
- 15 Safari Park Work Party
- 26 Board Meeting
- 29 Safari Park Work Party

November

- 5 Fall Water Conservation Garden's Plantstravaganze
- 9 General Meeting (Photography Contest)
- 12 Safari Park Work Party
- 26 Safari Park Work Party
- TBA Board Meeting

December

- 14 Holiday & Installation Banquet
- 17 Safari Park Work Party
- TBA Board Meeting

Inside This Issue

President's Corner	2
Officers, Directors, & Coordinators	2
Meeting Program	3
Calendar of Events	3
Safari Park Report	4
SDES Election	5
End of Summer Epi Bash	5
Helmut Paetzold Passing	6
Helmut Paetzold Hybrids	7
Helmut Paetzold hybrids	10
Photography Contest	11
Now Is The Time	11
Keeping in Touch	11
Holiday/Installation Banquet	12
Too Many Incorrect Blooms	13
Black Bean Hummus Recipe	13
Refreshments at Meetings	13
Off-Season Blooms List	14
'Gerry Plaisted' Hybrid	14
Epiphyllums Are Acid Loving Plants	15
The More You Know	16
CSSA 2017 Convention	17
Become a SDZSP Volunteer	18

Safari Park Epi Display House

by Jerry Moreau

We have great volunteers. The members who come out and volunteer at the Safari Park are the greatest. I want to thank Cindy Decker and her husband Dave for repairing the cart. We can now get several more years of good use out of it. Our members go above and beyond and make our society great. I can always count on Beth Jackson to make sure the shed is clean and tidy; Ron Crain to do all the sprinklers, fix the shade cloth, make the potting mix, and do anything else that needs to be done; Tim Paule to do the inventory -- which is a big job -- helping us keep plants where we think they are supposed to be... these . These are just a few to start with. All the volunteers are wonderful.

We would love to be able to raise some money for the new space that the park has given us, because without the funds we can do nothing. We would love to create a year round display that has many education signs about epi hybrids and epiphytic species. If anybody has any ideas, money to donate, aware of any grants we can apply for, or know of any large donors please contact me.

Helping out these past work parties were Barb Alvarez, Sandra Chapin, Humberto & Gina Contreras, Ron & Velma Crain, Cindy Decker, Marie Dempewolf, Bill Greene, Beth Jackson, Jerry & Betsy Markle, Mildred & Gerry Mikas, Jerry Moreau, Tim Paule, Paul Vandepbloeg, and Janice Wakefield. Your effort is greatly appreciated. Thank you! The next work parties will be October 15th & 29th.



Blooming in September
at the Safari Park
E. hookeri ssp. *hookeri*

Photos this page
by Jerry Moreau

‘Princess Olga’



‘Tangelo Sorbet’



Barb Alvarez
making cuttings
for the Plant
Trader.



Bill Greene cutting up old blinds to use for
plant tags.

SDES needs your help!!

These are positions that need to be filled



It Is Election Time

“Many hands make for light work” John Heywood

The society has been doing well and is fortunate to have so many people volunteer to make it successful. However to make this happen takes effort. Please consider volunteering to a position — the more people involved the less any one person has to do. If interested or have questions you can speak with any board member or contact the chair of the nomination committee Gina Contreras at ginacontreras57@gmail.com

End Of Summer Epi Bash — It's A Party!!!!

What a busy spring. Epies bloomed early and late. It was a great season, but busy. At the end of summer our epi lives slow down some, so it is the time we get together with our fellow epi lovers for the annual End of Summer Epi Bash.

On October 1st all members are invited to a party where we can relax, talk about epies, gardening or whatever and really get to know each other. Everyone is encouraged to come. It doesn't matter if you are new to the society or a long time member— everyone is welcome.

The society will provide the main course and beverages. This year we will be having an amazingly delicious grilled cheese sandwich bar with lots of fixings. We ask that those attending to bring appetizers, side dishes, or desserts to share.

There will be a sign up sheet at the September meeting or you can contact Sandra Chapin at 858-451-1744 or sandraleewc@gmail.com

This year the party will be at the lovely home of Dan and Barbara Paicopulos in Rancho Bernardo. Their address is 11957 Adorno Place San Diego 92128

Save the date: October 1st at 4:00pm



'Charlie Paetz'

Photo by Allen Pellymounter



'Dr. K'

Photo by Chuck Everson

Notes on the life of the late Helmut Paetzold

By Rudolf Hessing Herick

(translated from German by Rudi Dorsch)



Helmut Paetzold was born in the East Berlin-Weissensee area in 1931. Until his retirement he was a successful musician. He was a singer and drummer in the famous dance hall "Klaechen's Ballhaus". There Helmut met his endearing love Gitti. Even as a child he

was inspired by nature and willingly helped in a neighbor's nursery. There he saw an Epicactus for the first time; the red flowered 'Ackermannii Hybridus'. In the 1950's Helmut started a cactus collection including several Epis. In 1974 he attempted his first crosses which were quite successful. Thus he began to hybridize

these plants in earnest. His first cross produced a pink flower, which he wanted to name Rosalie. A portion of his family name

was added and the hybrid was named "Rosalie Paetz". The parents of many of his hybrids were crosses made by Walther Haage and Curt Knebel. He hybridized these with patience and expertise. Over the years the "Paetz" family grew to over 250 members all registered by the Epiphyllum Society of America. Many of his varieties have their own characteristics that identify them as "Paetz hybrids".

Helmut was very critical of his creations if they didn't meet his

Helmut Paetzold with the ESA's Founder's Award 2006

specifications. Some of his criteria were: compact growth, multicolored flowers and free flowering tendencies. He also experimented with species

plants such as *Disocactus macranthus*, *Disocactus quezaltecus* and *Selenicereus anthonianus*. These led the way to new flower forms, fragrance and colors some flowers lasting up to 5 days. Helmut Paetzold was one of the most successful hybridizers in Europe, perhaps even in the world. In 2006 he was awarded the ESA Founders Award. Helmut was a happy man in life and was always ready to listen to what someone had to say. We have lost a man who did magnificent work, but above all we have lost a lovable person.



Rudi Dorsch with Helmut Paetzold

Photo by Kurt Hupke

All other photos on this page by Rudolf Hessing Herick



'Elmira Paetz'

Photo by Roger Chapin

Helmut Paetzold Hybrids

Achim Paetz 2001
 Agatha Paetz 2006
 Albertine Paetz 2009
 Alexandra Paetz 2009
 Alfred Paetz 1997
 Alice Paetz 2010
 Alida Paetz 2004
 Amanda Paetz 2000
 Amrey Paetz 2003
 Andrea Paetz 1994
 Anette Paetz 2013
 Angela Paetz 1996
 Anita Paetz 2004
 Anna Paetz 2000
 Annika Paetz 1994
 Antoniette Paetz 2001
 Antonius Paetz 2005
 Astrid Paetz 1997
 Axel Paetz 2001
 Babsi Paetz 1999
 Barbara Paetz 1999
 Basti Paetz 1994
 Beate Paetz 1999
 Belinda Paetz 2001
 Bella Paetz 2002
 Benn Paetz 2004
 Bernard Paetz 2004
 Berta Paetz 2001
 Betti Paetz 2004
 Bianka Paetz 1998
 Birgit Paetz 1998
 Bruni Paetz 2006
 Carlotta Paetz 1998
 Carmen Paetz 1999
 Carola Paetz 1994
 Carsten Paetz 2003
 Cassi Paetz 1996
 Charlie Paetz 2002
 Christia Paetz 2000
 Christian Paetz 1995
 Clair Paetz 1996
 Claudia Paetz 2002
 Cleo Paetz 1993
 Cleopatra Paetz 2002
 Cora Paetz 2006
 Corinna Paetz 1999
 Curt Paetz 1994
 Dagmar Paetz 2005
 Daisy Paetz 2007
 Daniela Paetz 1993
 David Paetz 2010
 Deborah Paetz 2009
 Diana Paetz 2000
 Dieter Biletzke (2009)
 Dieter Paetz 2002
 Dietmar Paetz 2006
 Dolly Paetz 1993
 Dolores Paetz 1996
 Dominica Paetz 1998
 Dora Paetz 2004
 Doreen Paetz 2008
 Doris Paetz 2010
 Dr Gottfried Gutte 2007
 Dr K 2000
 Dr Rudi Dorsch 2000
 Edda Paetz 2011
 Edgar Paetz 2005
 Edi Paetz 2001
 Editha Paetz 1993
 Elena Paetz 2007
 Eleonore Paetz 2008
 Elfi Paetz 2001
 Elisabeth Paetz 2001
 Elke Paetz 1999
 Ellen Paetz 1998
 Elmira Paetz 2004
 Elvira Paetz 2015
 Emanuel Paetz 2004
 Emilio Paetz 2010
 Emmi Paetz 1995
 Eric Paetz 2004
 Erika Paetz 1996
 Esther Paetz 2007
 Eva Paetz 2004
 Fatimah Paetz 2007
 Felix Paetz 1994
 Flapsi Paetz 2001
 Fliedery Paetz 1993
 Frank Paetz 1999
 Franz Paetz 2003
 Frau Gundi Haage 2000
 Fred Paetz 1996
 Fritz Paetz 2004
 Gabi Paetz 2003
 Gaspar Paetz 2002
 Georg Paetz 2004
 Gerda Paetz 1999
 Gertrud Paetz 1999
 Gilla Paetz 2007
 Gisella Paetz 1997



‘Carmen Paetz’
Photo by Jerry Moreau



‘Elke Paetz’
Photo by Jerry Moreau



‘Cleo Paetz’
Photo by Steve Ready

Gitti Paetz 1994
 Gloria Paetz 1994
 Goldi Paetz 1993
 Greta Paetz 2006
 Gundel Paetz 1996
 Haiko Paetz 2003
 Hannelore Paetz 2006
 Hanni Paetz 2004
 Hans Wurzbacher 2004
 Harald Paetz 2003
 Harry Paetz 1997
 Heidi Paetz 1999
 Heike Paetz 1995
 Helmi Paetz 1996
 Ilona Paetz 1996
 Ina Paetz 2002
 Ingrid Paetz 1995
 Irena Paetz 2004
 Iris Paetz 2003
 Irmgard Paetz 1996
 Isabell Paetz 1999
 Isolde Paetz 2006
 Ivetta Paetz 2004
 Jan Paetz 2008
 Jana Paetz 1997
 Jasmin Paetz 2004
 Jenny Paetz 2004
 Jessica Paetz 1999
 Jette Paetz 2000
 Jimmi Paetz 1997
 Johann Paetz 1999
 Jonas Paetz 2012
 Jose Paetz 1994
 Josefina Paetz 1999
 Judith Paetz 1993
 Juergen Paetz 1999
 Julia Paetz 2004
 Jürgen Brinckmann 2009
 Jutta Paetz 1999
 Kai Paetz 2010
 Kamilla Paetz 2013
 Kamo Paetz 1996
 Karin Paetz 1999
 Karl Paetz 1993
 Karlheinz Paetz 2005
 Karolin Paetz 1997
 Kate Paetz 2002
 Katja Paetz 2012
 Katrin Paetz 1998

Kirsten Paetz 1998
 Klara Paetz 1994
 Klaus Paetz 1997
 Kralle Paetz 2002
 Lacky Paetz 2004
 Larissa Paetz 2001
 Laura Paetz 1999
 Leila Paetz 1994
 Lena Paetz 2008
 Leonardo Paetz 2008
 Liane Paetz 2001
 Liesel Paetz 1994
 Lilli Paetz 2004
 Lilo Paetz 1996
 Linda Paetz 1999
 Lioa Paetz 1999
 Lisa Paetz 2008
 Locke Paetz 2007
 Lola Paetz 1994
 Lolita Paetz 2005
 Loni Paetz 2004
 Loretta Paetz 2001
 Lotti Paetz 2009
 Lou Paetz 2010
 Lukas Paetz 2004
 Luzie Paetz 1996
 Luzifer Paetz 1996
 Lydia Paetz 2004
 Maik Paetz 1993
 Maja Paetz 2005
 Manjana Paetz 2011
 Marian Paetz 2013
 Marianne Paetz 1999
 Mariola Paetz 2002
 Marisa Paetz 1995
 Marlene Paetz 1995
 Martha Paetz 2003
 Melanie Paetz 1997
 Menno Paetz 1999
 Mia Paetz 1996
 Micaela Paetz 2003
 Minna Paetz 1996
 Mizi Paetz 1996
 Mona Paetz 1993
 Mucki Paetz 2003
 Nadja Paetz 1998
 Nancy Paetz 2009
 Natasha Paetz 2001
 Nelly Paetz 1999



'Helmi Paetz'
 Photo by Don Crain



'Menno Paetz'
 Photo by Don Crain



'Alexandra Paetz'
 Photo by Beth Jackson

Nico Paetz 1998
 Nicole Paetz 1995
 Nina Paetz 2005
 Nora Paetz 2000
 Olaf Paetz 2004
 Olga Paetz 2010
 P.J. Schade 1994
 Paetzold's Rosi 1997
 Pamela Paetz 2006
 Patricia Paetz 2007
 Paula Paetz 2006
 Pauline Paetz 2009
 Peggy Paetz 2011
 Pepi Paetz 1994
 Peter Paetz 1996
 Peter Schäfer 2008
 Petra Paetz 1999
 Pitti Paetz 1998
 Plissita Paetz 2001
 Püppi Paetz 2006
 Ralf Paetz 2006
 Ramona Paetz 2006
 Regina Paetz 2005
 Renata Paetz 2004
 Reni Paetz 2002
 Resi Paetz 1997
 Rita Paetz 1997
 Roger Paetz 1994
 Rosalie Paetz 1993
 Rosita Paetz 1995
 Rudolf Hessing 2005
 Rudolf Paetz 1999
 Ruth Paetz 1999
 Sabine Paetz 1996
 Sandra Paetz 2004
 Sarah Paetz 1999
 Sibylle Paetz 1997
 Sigrid Paetz 2001
 Silke Paetz 2004
 Simone Paetz 2005
 Sonja Paetz 2000

Spiralis Paetz 2003
 Stephanie Paetz 1998
 Susanne Paetz 2009
 Susi Paetz 1997
 Tanja Paetz 1999
 Taskamore 1993
 Tessa Paetz 2012
 Thea Paetz 2005
 Thomas Paetz 2004
 Tilli Paetz 1996
 Tina Paetz 2008
 Tom Paetz 2006
 Toni Paetz 2004
 Ulrica Paetz 2012
 Undine Paetz 2012
 Uschi Paetz 2005
 Ute Paetz 1994
 Vanessa Paetz 2002
 Vera Paetz 2004
 Veronika Paetz 2006
 Victoria Paetz 2006
 Viola Paetz 2008
 Viviane Paetz 2010
 Vroni Paetz 2006
 Wally Paetz 2003
 Walter Paetz 2004
 Werner Paetz 2005
 Wilma Paetz 2006
 Winni Paetz 1998
 Wolfgang Wilborn 2005
 Xenia Paetz 2010
 Yellow Paetz 2007
 Yvonne Paetz 2001
 Ypsilon Zehn 2012



'Gabi Paetz'
 Photo by Linda Sinkovic



'Karolin Paetz'
 Photo by Roger Chapin



'Annika Paetz'
 Photo by Roger Chapin



'Yellow Paetz'
 Photo by Jerry Moreau



'Heike Paetz'
Photos by Pat Shae



'Daniela Paetz'
Photos by Roger Chapin



'Astrid Paetz'
Photos by Roger Chapin



'Klaus Paetz'
Photos by Roger Chapin



'Dolly Paetz'
Photos by Roger Chapin



'Dr. Rudi Dorsch'
Photos by Jerry Moreau



'Taskamore'
Photos by Jerry Moreau



'P. J. Schade''
Photos by Allen Pellymouter

Helmut Paetzold Hybrids

Annual Photography Contest!

Bring your favorite Epi Photo(s) to the November general meeting!



Criteria are as follows:

- ⇒ Any size photo can be entered
- ⇒ Photos should be matted (not framed).
- ⇒ Write your name and the flower name (if known) on the back of the photo.
- ⇒ Categories will be single flower, multi-flower, "People's Choice", and judges' choices.
- ⇒ Winners of the single and multi flower category photos will be featured on the covers of *Epi News*.

Now is the Time



'Elvira Paetz'
Photo by Rudolf Hessing Herick

- ✓ **Protect your plants from direct sun.** As the angle of the sun changes, ensure plants do not get too much southern exposure.
- ✓ **If you live in a colder climate, stop feeding plants now.** New growth is susceptible to frost damage. Epies tend to go dormant in colder weather.
- ✓ **Check ripening fruit.** If in doubt, wait to pick. Remember to use clean tools when cutting fruit open to remove seeds.
- ✓ **Watch for snails and slugs.** As summer comes to end, they become more active in cooler, moister weather.
- ✓ **Trim out dead growth.** Some dieback is natural. If the dieback starts from the roots instead of the tips of the stems, check the roots.
- ✓ **New growth is normal during fall season.** Fertilize plants that are actively growing.
- ✓ **Start planning how much and what kind of winter protection your plants will need.**

Keeping In Touch

By Beth Jackson



If you know of an older member who can no longer attend meetings and/or events, we can send them a cheery card to let them know we miss them. If there is a member who is having a milestone birthday we can send them happy birthday wishes. If there is member who is ill or a member who has passed away, we can send a get well or sympathy card.

Notify Your Corresponding Secretary Beth Jackson at bethjackson@yahoo.com or call 858-638-0956.





Holiday/Installation Banquet

Wednesday December 14, 2016 at 6:30 p.m.

Let's start off the Holiday Season with SDES Installation Banquet! Join us for an evening of fun, fellowship, an (optional) gift exchange, and door prizes. We will be at The Butcher Shop Restaurant in Kearny Mesa.

Dinner choices are Filet Mignon, Salmon, or Vegetarian Option. Your dinner comes with salad, main course, dessert, coffee or tea, and wine.

Optional Gift Exchange

Bring a \$15.00 wrapped NEW garden related gift. Something you would like to receive.

The Dinner price is \$30.00 for members and \$60.00 for non members. SDES offsets the difference. It is our way of saying Thank You for a good year. Honorary Life Members are invited as our guest.

**** PAY AT THE SEPTEMBER MEETING & THE COST WILL BE \$25.00 ****

A Suggestion - last year some members gave their family a holiday gift - tickets to our Installation Dinner. Why not consider this for your friends or family?

You can **purchase your tickets at the September, October, or November** meetings.

See Gerry Mikas - all Credit Cards accepted.

All reservations must be paid by Dec 1st! That's when we pay the restaurant in advance and give them total count of those attending.

Make your check payable to SDES Dinner

Send your check with your dinner choices to:



Gerry & Mildred Mikas
3502 Avenida Amorosa
Escondido CA 92029

Questions: just call Mildred @ 760-690-1124
Or email @ mvmikas@cox.net



Too Many Incorrect Blooms

By Janice Wakefield

It seems that the problem of having a plant bloom wrong has gotten worse over time. I would say that I have had about 25% of my plants be incorrectly named. It's so disappointing to wait several years and have all of my efforts be wasted - a loss of both time and money.

In order to minimize this problem, we need to be sure of what we have when making a cutting. NEVER take cuttings from a plant that that you haven't seen bloom and have verified that the plant has bloomed correctly. Write on the pot or the plant stake that it is correct. If it's not, be ruthless and dispose of the imposter.

When making a cutting, trace it back all the way to its pot so that you are sure it's what you think it is. These stems are so sneaky! Write the name on the cutting before it leaves your hand. Let's strive to have all of our cuttings be correct from now on.

Black Bean Hummus

Ingredients:

1 clove garlic
 1 (15ounce) can black beans; drain and reserve the liquid
 2 tablespoons lemon juice
 1 ½ tablespoons tahini
 ¾ teaspoon ground cumin
 ½ teaspoon salt
 ¼ teaspoon cayenne pepper
 ¼-1/8 teaspoon paprika
 10 Greek olives

Directions: Mince garlic in the bowl of a food processor (or immersion blender). Add black beans, 2 tablespoons of the reserved liquid, lemon juice, tahini, cumin, salt, cayenne pepper; process until smooth. Scraping down the sides as needed. Add additional seasonings and liquid to taste. Garnish with paprika and olives.

Recipe provided by Janice Wakefield. Members had requested the recipe be published.



Refreshments at the General Meetings

As you know, refreshments are served at the general meetings.

These rely on the members to provide. In order to have a good assortment of items it helps if everybody contributes at some time during the year. Please bring in some refreshments to the meetings. Baked goods, cheese & crackers, fruit, and nuts are all good things for us to enjoy. You could even bring in Black Bean Hummus as Janice did one meeting.



Off-Season Blooms

This list is a bit of informal research of off-season epi blooms. Here you can track which epis have been blooming consistently off-season over the years.

If you would like to add to the research and list what epis have been blooming in your yard, email the editors with your list of off-season blooms and species. There are two list because the hybrids are off-season bloomers and the species usually bloom this time of year.

Hybrids Blooming Off-Season

Barb Alvarez: ‘Connie Mayer’, Gypsy Kerchief’

Heny LaPuebla Brandenburg: ‘Fringe of Gold’, ‘George’s Favorite’, ‘Lollipop’, ‘Ruby Pinwheel’

Sandra Chapin: ‘Chiyo Matsumiya’, ‘Educator’, ‘Felicino Filoui’, ‘Fragrant Cloud’, ‘Kona Coast’, ‘Scott Thomas’, ‘Sweet Mystery’

Jerry Moreau: ‘Jalisco Flirt’

Allen & Camilla Pellymouter: ‘Doris W. Pittman’, ‘Eddie Huey’, ‘Something Special’

Safari Park: Carmen’ HAGGE, ‘George’s Favorite’, ‘Princess Olga’, Tangelo Sorbet’

Linda Sinkovic: ‘Jalisco Star’, Schlumbergera ‘Samba Brazil’ and Schlumbergera ‘Gold Charm’

Species Blooming

Barb Alvarez: *E. oxypetalum*, *E. pumilum*

Heny LaPuebla Brandenburg: *E. hookeri* ssp *hookeri*, *E. pumilum*

Safari Park: *D. Anguliger*, *E. hookeri* ssp *hookeri*, *E. hookeri* ssp. *guatamalense* var. *monstrose*, *E. Oxypetalum*, *E. pumilum*, *E. thomasianum* ssp. *thomasianum*, *H. undatus*, *W. bradei*

Linda Sinkovic: *E. oxypetalum*, *E. pumilum*, *R. agudoensis*, *R. pachyptera*

Don Burnett: *E. pumilum*

Janice Wakefield: *E. oxypetalum*, *E. hookeri* ssp *hookeri*



‘George’s Favorite’

Photos by Jerry Moreau

‘Ruby Pinwheel’



Still searching for ‘Jerry Plaisted’

by Jerry Moreau

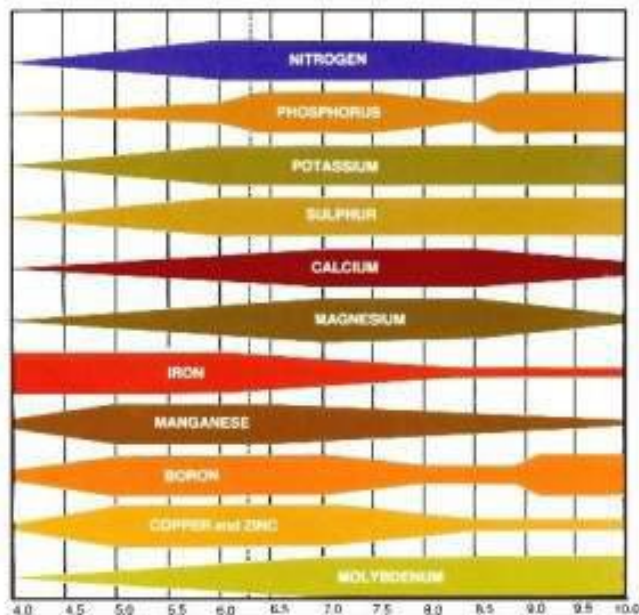
Not the person but her namesake. I know she is safe and sound at home with her husband George. When I asked Jerry about this hybrid she said she didn’t know about it. Anyone knowing the whereabouts of this hybrid and can spare cuttings, please let me know. I would like to add this hybrid to the Safari Park Epi Collection as well as get a plant of it to Jerry Plaisted. I’m also interested in hybrids from past local San Diego hybridizers: Richard Chadwick, Don Irwin, Howard Jones, and Dr. Troxell to add to the Safari Park collection.

Photo by Jerry Moreau

Epiphyllums Are Acid Loving Plants

By Matt Chaney http://mattslandscape.com/ph_levels/

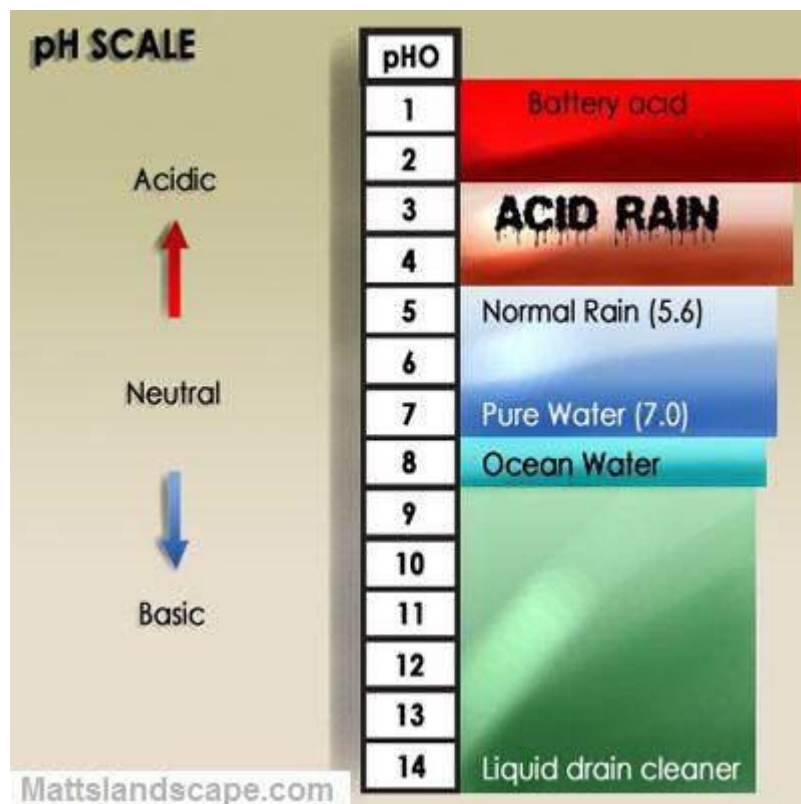
Epiphyllums can grow in a range of 5.0 to 9 on the pH scale, but they prefer a pH of 6.2 to 7.



Epiphyllums can grow at higher levels (alkaline) up to 9, but above 8 they will begin to be deprived of nutrients: iron, manganese, and phosphorus will be less available. Epiphyllums can grow at slightly lower levels also but going below 6 means nutrients such as nitrogen, phosphorus and potassium will be less available. Below a pH of 4, you could cause damage to the plant. So a good pH balance is very important to Epiphyllums' overall health. There are many ways to adjust your pH that are very simple and easy to do. Some use household products you may already have on hand. You can also use certain fertilizers in your normal maintenance schedule to help with adjusting your plants pH levels.

Most city supplied water is alkaline. So below are a few different ways to lower your pH, that is, make it more acidic.

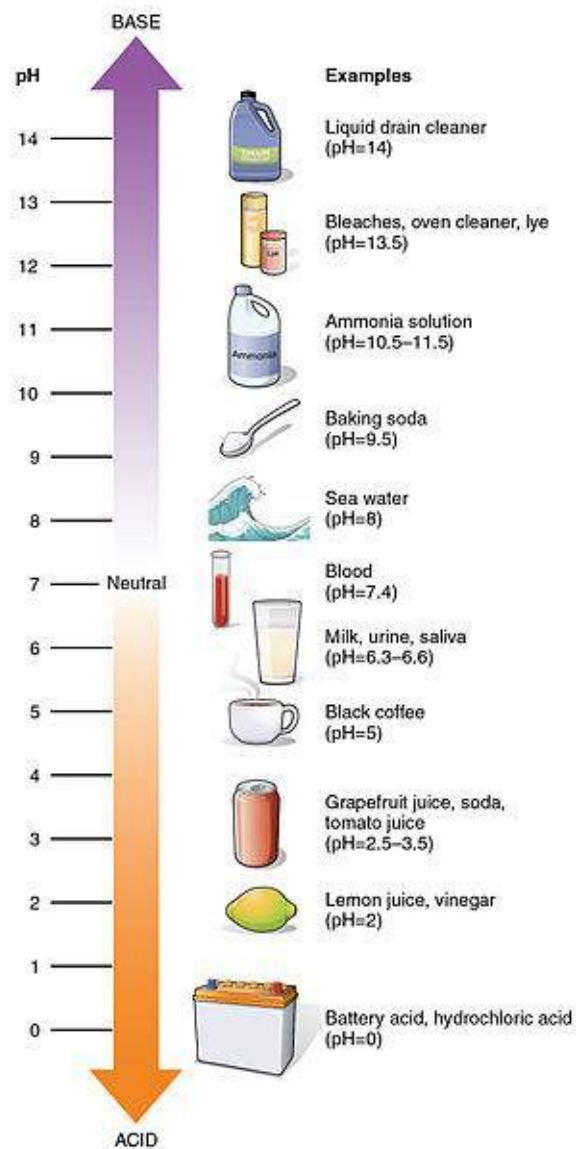
- 1) Add vinegar or citrus juice to your water. Lemon, orange or lime it doesn't matter. Get this at the grocery store.
- 2) Use peat moss in your soil mix, it has a pH of 3.5. Most garden centers have this. Add 1/3 to your soil mix.
- 3) Add organic matter to your soil mix as it creates acidic residue. By itself it's neutral, with a pH of 7. Available at most garden centers.
- 4) Aluminum sulfate is a salt, but be careful you can overdo it and get in the 4 range fast. Available at garden centers.
- 5) Ferrous sulfate, a salt is another. It becomes instantly available to the plant. Available at garden centers.
- 6) Several Hybrid Fertilizer/ACID blends are available see soil mix and fertilizer section




The More You Know

by Linda Sinkovic


1. *What does the pH scale measure?* The pH scale measures the degree of acidity or baseness of a water-based solution.
2. *How far does the pH scale go?* The pH scale ranges from 0 to 14, with 0 being 'most acidic' and 14 being 'most basic'.
3. *How can you determine the pH of your water?* You can buy an aquarium water testing kit to check your water. There are kits specifically for pH testing.
4. *Are the pH of water and "hardness" of water the same thing?* No. "Hard" water is water with high amounts of minerals, especially calcium and magnesium. The water hardness can be affected by the water's pH and temperature, though.
5. *Can you change the pH of water permanently?* No. You will have to keep adjusting the pH, either by additions to the water or using acid based potting mixes and fertilizers.
6. *Does soil also have pH?* Yup. 'Acidic' soil is soil with a pH less than 6.5
7. *What does the abbreviation "pH" actually mean?* It's not certain, but some say it means "power of hydrogen".



The pH scale (Image from Anatomy & Physiology, openstax CNX Web site. http://cnx.org/contents/FPtK1zmh@8.25:5ORVCb_A@4/Inorganic-Compounds-Essential-)



Acid
Sour taste
Turns blue litmus red
reacts with some metals to produce H_2
Dissolves carbonate salts, releasing CO_2



Base
Bitter taste
Turns red litmus blue
Slippery to the touch

Cactus & Succulent Society of America Coming next year!

**Save
The
Date**

Reserve July 26-31 2017

CSSA 2017 Biennial Convention

Hosted by
Central Arizona C&S Society

Field Trips

1. Desert Botanical Garden
2. Boyce Thompson Arboretum, Wallace Garden
3. Private Gardens
4. Hike in the Four Peaks region lead by Doug Dawson

World Renown Speakers
Plant Sale and Auction
and more to come...

Convention Hotel

Tempe Mission Palms. It is in downtown Tempe, home to Arizona State University, with many shops, restaurants and entertainment venues. It is a 4-minute walk to a light rail station and 3.5 miles to the airport.

SDES is an affiliate member of the Cactus and Succulent Society of America. The CSSA founded in 1929, is a worldwide community of avid gardeners, hobby and commercial horticulturists, nurserymen, and professional scientists who all share an appreciation for cacti and other types of succulent plants. SCCS website— <http://cssainc.org/>



'Gold Charm' – (ESA) 2010 Inner petals yellow. Outer petals dark yellow. Wheel shaped, funnel shape form. Flat thick basket growth. {S}. Reg. #13735.

Photo by Jerry Moreau



'Something Special' - WC×120(HST) 1991 Clear lavender rose pink, white 2/3 up petal and throat. Outer petals rose/tan overlay. Overlapping cup and saucer form. Flat basket growth. {M} 'Katherina'-RWP × 'London Sunshine'. Reg. #10932. Photo by Jerry Moreau

Details of How To Become A Volunteer at the Safari Park
can be found on our website. Click on SanDiegoEpi.com

San Diego Epiphyllum Society, Inc (SDES)

P.O. Box 126127

San Diego, CA 92112-6127

Epi News is published monthly by

San Diego Epiphyllum Society, Inc.

COPYRIGHT of by-line articles belong to the authors.
Other contents, © SDES, Jan 2016. All rights reserved.

Editor— **Jerry Moreau & Linda Sinkovic:**

(619) 208-7654

jerrysdca@cox.net or linda@cruzware.com

SDES Web Site: www.SanDiegoEpi.com

Membership queries: membership@sandiegoepi.com

NEXT GENERAL MEETING

October 12, 2016

Meetings are held on the second Wednesday
of each month at 7:30 p.m. in Room 101
no pre-meeting workshop this month
Casa del Prado, Balboa Park

Next Board meeting:

October 26, 2016

7:00 p.m. in Room 104,
Casa del Prado, Balboa Park.

Membership:

New memberships as well **Renewals** can be
processed at our secure web site:

[Click here](#)



Those who wish to receive Epi News via e-mail:

Single Membership \$15.00 per year

Dual Membership \$20.00 per year

International Membership \$15.00 per year

Those who wish to receive a printed copy of Epi News:

Single Membership \$30.00 per year

Dual Membership \$35.00 per year

Have You Moved?

If you have moved or recently changed your physical
OR *e-mail address*, please let us know your new
address so that you can continue to receive your
newsletter without interruption.

Send it to SDES Membership at:

PO Box 126127, San Diego, CA 92112-6127

OR membership@sandiegoepi.com

**Need to contact your Society?
Keep up with events & happenings?
Get involved?**



SDES has a website — www.SanDiegoEpi.com

There you will find lots of information about what's going on.

Facebook — [San Diego Epiphyllum Society](https://www.facebook.com/SanDiegoEpiphyllumSociety) on Facebook.

Here you can keep up-to date with the society and members.



Call or Email the Officers, Directors, or Coordinators.

Stay up-to date

Stay involved

It is your Society!