

Epi News

San Diego Epiphyllum Society, Inc.

SEPTEMBER 12, 1984
VOL. 8, NO.9

PUBLISHED BY THE SAN DIEGO EPIPHYLLUM SOCIETY

MEETING: 2nd Wednesday 7:30 PM, Room 101 Casa del Prado, Balboa Park

PRESIDENT: Gene Lund (619) 469-1677

CORRESPONDING Debbie Capp (619) 469-4784

SECRETARY: 4132 Charles St., La Mesa, California 92041

SEND ALL NEWS ITEMS TO EPI NEWS EDITOR:

DEADLINE FOR NEXT ISSUE:

Pat Stebbins (619) 279-8026

10404 Orozco Rd., San Diego, California 92124

Fri. Sept 28th

MEMBERSHIP: Jeannie Burger (619) 287-9193

4583 Altadena, No. E, San Diego, CA 92115

Check or money order payable to San Diego Epiphyllum Society, MEMBERSHIP DUES FOR ONE YEAR \$6.00 SINGLE or FAMILY MEMBERSHIP (MEMBER/SPOUSE only) U.S.A., \$12.00 INTERNATIONAL (Note: number in parentheses on mailing label indicates dues month. Please check and keep current.)



WELCOME NEW MEMBER:

Millie Powell, San Diego

GENERAL MEETING, SEPTEMBER 12

If you haven't attended a meeting recently, this is one you won't want to miss. Our speaker this month will be member Velma Featherstone from Newhall. Velma is the long time Editor of "The Bulletin" of the Epiphyllum Society of America, and is also past president of the E.S.A.

There are few people in either society who are more knowledgeable about epiphyllums - so come on out for a really special evening!

Our program chairman, Greg Balvin, has lined up some super programs for the rest of the year. For instance -

in October - those of you who remember several years ago (5?) the charming slide show with the hummingbirds? Well, member Don Shoemaker from San Fernando is our speaker for October, back with the hummers and his epis.

in November - SDES member and society photographer, Charlie Coons, is going to show us some of the pictures he's taken in the past couple years of members epis, and gardens, and our various epi events throughout the year.

(of course our December program is always the Christmas Party Awards Banquet).

Now isn't that a great lineup - nice going Greg!



SEPTEMBER REFRESHMENTS

...Penny Bunker

People have been so good to bring things even though they didn't sign up. It is wonderful how our attendance has kept up. It is great everyone has such a good time.

Folks signed up to bring goodies for September are:

Red & Joyce Carstensen
 B. Hafiz
 Lee Holcomb
 Elsie Kairath
 Edith Meader
 Jan Rice

Please bring a sheet cake or about 3 dozen cookies. I try to have equal plates on each table so everyone may have their choice of some goodies.



AUGUST MEETING

...Gene Schmedding

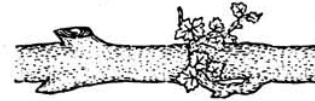
Our program for the August meeting was Kathie Van Arum's slides of her trip through many of the European and Far Eastern countries. It was worth braving the hot and humid night to see such lovely scenery and buildings that many of us will never see in person. There were a few epis here and there in windows and some in one little cafe in Finland. She also visited a couple of our members in Western Germany, Dr. Rudolf Troster and Herr Eckhard Meier. They are both avid epiphyllum growers.

Our program for September will be a rare treat also. Velma Featherstone from the E.S.A. will be our speaker. As most of you know, she has been editor and correspondence secretary for the E.S.A. for years. She has also done most of the hard jobs connected with running a successful floral society. I know that everyone will truly enjoy Velma's program, and will learn quite a bit about raising epis. I hope that our meeting room will be filled to the bursting point for this program.

I must applaud our program chairman, Greg Balvin, for this year. I know of some of the programs he has scheduled for the coming months, and believe me, they are worth attending. I will tell you this much, they are very different from some of the programs we have had in the past. After all, how many slides of epis can we look at month after month without a break to something else. The coming programs will all be very educational and not a bit boring.

For the cutting table, bring in your cuttings with not only the correct name, but also the color marked 2

on them. Mike Shepley has arranged the cutting table with bins now, to separate the colors so it will make it easier for you to find an epi without searching through the rest of the table.



This is from a letter I received from some enthusiastic new members, Jim and Pat Monahan up in Aptos (Santa Cruz Co.).

"As Northern California new readers of your EPI NEWS, and beginners in the culture of epiphyllums, we would say an important aspect is the keeping of indexed files on cuttings! Several years ago we were given mature plants which bloomed (large reds, big whites, pale pinks, small miniatures) and we were certain we would remember each one. Not so! We moved the pots around from patio to deck, from south to north. We became totally mixed up. This last blooming season we tagged each one with a number and placed the numbered information pages in a notebook. Now we were able to remember who gave us which color and petal and branch shape. Then with the luck of being able to meet Howard L. Jones, we were inspired to begin the hobby of collecting named hybrids. We write with indelible ink on the cutting; we place a plastic label (numbered both with ink and pencil) in the pot, and we also write the hybrid or species name on the pot. Talk about wearing both a belt AND suspenders! We hope to help our plants not to become anonymous".



EPIPHYLLUM CULTURE, SEPT. & OCT.

...Pat Stebbins

San Diego summer - what a humid one this year! Who would have thought the humidity would have got stuck over us this long?

The ants really love this hot stuff - under a cool, damp pot is a perfect place to set up house, so be on the lookout.

Time to cut back the non-producing leaves you didn't get after blooming, and there'll be some more die-back too.

Watering and frequent misting is very important during the next couple of months. Watering my epis this summer has become something of a "new art". The air is hot and the humidity in the air hasn't seemed to affect the need for frequent watering. I have noticed a little mildew in some of my 4" pots and smaller, so I moved them to an area where they get less shade.

If you have seed pods you're saving for hybridizing, watch out for birds. They've eaten some from a plant that was hanging under a tree (don't think they'll get under a lath or shade cloth, but you never know...). Our resident Jay wiped out both my cherry tomato plants in one early morning raid last week. Where are those durn' cats when you need them!



GOT YOUR ROSTER?

New rosters are now available. Those members living outside the San Diego area will receive a roster with their newsletter this month. Those who attended the August meeting got a new roster then. If you would like a roster, please call me or drop me a postcard and I will send you one by return mail.

Pat Stebbins
10404 Orozco Rd.
San Diego, CA 92124
(619) 279-8026

(I will have a supply at the Sept. meeting too.)



A camellia
Dropped down into
Still waters
Of a deep dark well

Buson


SOME UP-COMING GARDEN EVENTS IN THE CASA DEL PRADO:

SEPT. 15, 16 S.D. Daytime African Violet Show. Sat. & Sun. 10 AM-4:30PM

SEPT. 22, 23 S.D. Bromeliad Show
Sat. 1 PM-5 PM, Sun. 11 AM-5 PM

SEPT. 29, 30 S.D. Bonsai Fall Show
Sat. & Sun. 10 AM-5 PM

OCT. 6, 7 Balboa Park African Violet Fall Show
Sat. 10 AM-5 PM, Sun 10 AM-4 PM




CLASSIFIEDS

California Epi Center will be open by "appointment"...just call to see if we're here and if we are you are welcome to come by...for those of you who would like to select your plants in person rather than ordering by mail. As usual, we have a very large selection of rooted epis, rhipsalis, rattail cacti, and holiday cacti. And, we have a good selection of rooted epis that are not in the '84 catalog. If you'd like our current catalog, send \$1.00 which you may deduct from your first order.


California Epi Center
P. O. Box 1431 (1444 E. Taylor St.)
Vista, California 92083
Phone (619) 758-4290

NAME TAGS

Jeannie Burger will take your order for a SDES nametag (blue plastic with a pin-back). They are \$2.65 including tax. Call Jeannie, 287-9193



9/12/84



"HANDY DANDY SHADE STRUCTURE FOR NONCARPENTERS"

The drawing shows a one-sided shade cloth awning as I built it to stand near a high hedge which shades it all in the afternoon. By extending the furring-strip crosspieces on both sides, like extending the crosspiece of an "A", it could be made with shade extensions both ways.

I used a staplegun to tack the shade cloth along the top of the 8' stud that forms the top, as well as along the awning extensions. I also put nails along both sides of the top crosspiece to better balance the weight of plants pulling on it.

Materials:


- 1 ea 8' stud (2x4) - top crosspiece
- 4 ea 6' studs (2x4)- legs
- 1 ea 8' furring strips (1x2) for shade cloth stretcher
- 2 ea 4' (or ? length) furring strips for crosspieces to hold shade cloth stretcher
- 2 ea 6' furring strips (or heavier, e.g. 1x4) for leg braces
- 1 pair sawhorse brackets
- nails, shade cloth, staplegun

Cost (lumber cheap on sale) was about \$30, I think.

This idea was submitted to the Epi News by member Roberta Wetzel. Thanks, Roberta.

S. D. EPI.

Christmas
Party



Dec 12, 1984

6:30 pm



Scottish Rite Cathedral

1895 Camino Del Rio South

San Diego, CA



\$4⁰⁰ member

\$8⁰⁰ guest

(619) 460-3920

Huw Schlapfer