

# Epi News

San Diego Epiphyllum Society, Inc.

October 10, 1984  
VOLUME 8, NO. 10

PUBLISHED BY THE SAN DIEGO EPIPHYLLUM SOCIETY, INC.  
P. O. BOX 3274, LA MESA, CALIFORNIA 92041-0780

MEETING: 2nd Wednesday 7:30 PM, Room 101 Casa del Prado, Balboa Park

PRESIDENT: Gene Lund (619) 469-1677

CORRESPONDING Debbie Capp (619) 469-4784

SECRETARY: 4132 Charles St., La Mesa, California 92041

SEND ALL NEWS ITEMS TO EPI NEWS EDITOR:

Pat Stebbins (619) 279-8026

10404 Orozco Rd., San Diego, California 92124

DEADLINE FOR NEXT ISSUE:

Fri. Nov. 2

MEMBERSHIP: Jeannie Burger (619) 287-9193

4583 Altadena, No. E. San Diego, CA 92115

Check or money order payable to San Diego Epiphyllum Society. MEMBERSHIP DUES FOR ONE YEAR \$6.00 SINGLE or FAMILY MEMBERSHIP (MEMBER/SPOUSE only) U.S.A., \$12.00 INTERNATIONAL (Note: number in parentheses on mailing label indicates dues month. Please check and keep current.)



## WELCOME NEW MEMBERS:

Richard Croft, San Diego  
Bonnie Gavett, San Diego  
Paul & Marian Leonard, San Diego  
E. K. Woods, Chula Vista



## GENERAL MEETING, OCTOBER 10

As mentioned in the September Epi News, our October guest speaker will be member Don Shoemaker from San Fernando with a delightful program on hummingbirds (and some epis, of course). You'll love this one, see you there!



## OCTOBER REFRESHMENTS

Maria Barrett	Bea Nava
Madeline French	Margaret Pethley
Mary Killian	Marge Schlapfer
Ronnie King	Denise Shepley
Gene Lund	Elizabeth Glover

## SEPTEMBER MEETING

...Gene Schmedding

It is too bad that the muggy, hot weather kept so many members away from our meeting this month.

It has been a long time since we have had a program as interesting and informative as we had at this meeting.

Velma Featherstone gave a talk on the why's and wherefor's of registering a new seedling properly. Also, she told some of the history of the E.S.A. and the background of some of the old hybridizers, and, did you know that because of the placement of the seeds in the ripe ovary, what we have been calling the "apple" is really a "berry"? Velma is so very well versed in epi knowledge that I don't think there is much she can't tell you about this wonderful plant. I know I learned a lot, and I have been playing with epis for 20 years. I know now that I really didn't know as much as I thought I did. I am sure that the newer members learned a lot from her.

Our program next month will be a very interesting and different one. Several years ago, Don Shoemaker gave us a very beautiful program about hummingbirds and epis, complete with sound. The photography was outstanding. Don is an expert when it comes to taking pictures. When you see a hummingbird in flight, and can see every feather on it's wing, you know that pictures like that can't be beat. I hope that everyone will be at our next meeting.

By the way, Velma reminded us that every year the E.S.A. has a slide competition and that the ones among us who take slides should send a few slides to enter. Watch your E.S.A. Bulletin for date and where to send them. They will be returned after the competition.



#### RESEARCH & EDUCATION STUDY GROUP

The Research and Education Committees are joining forces to form a new "Research and Education Study Group."

Want to learn more about the scientific approach to growing epis? Formulate guidelines for registering new hybrids? Look into genetics and photoperiodism?

The R & E Study Group is starting a "think tank" symposium, under the leadership of Helen Barkdoll, where everyone participates in an exchange of information about epiphyllum culture. Everyone is welcome, all you need is curiosity and the enthusiasm to learn.

Bring notebook and pen to the first R & E Study Group meeting on Monday, Oct. 15, 1984 at 7:30 PM in Room 105, Casa del Prado, Balboa Park.

We will also continue to research and record data on endangered epiphyllum hybrids, as well as probe the many unexplored secrets of growing healthy epis.

See you there?



#### WILD ANIMAL PARK

The Annual Beauty and the Beast" event is Oct. 13, 14. Members to sell park cuttings to the public and show their blooms. If you have ANY blooms please call Dick Chadwick 463-4316 and make arrangements to have them picked up or take them to the park yourself.

If you would like to come to the park and help, see Dick at the meeting and sign up! This is really fun, if you haven't done it yet, try it. (the weather is super out there in October).



#### EPI SUPPLY COMMITTEE

Some supplies for members are available at 5666 Aztec Dr. from 9AM to 11 AM on the Saturday following the General Meeting. If you can't make this time please call Andy Capp at 469-4784 and make an appointment.

Items vary in quantity and availability from month to month but basic items are:

Sponge Rock  
Labels  
Hangers  
Gallon Pots  
Charcoal (50 lb. Bag @ \$12.00)

Any questions, call Andy.



#### CHRISTMAS DINNER AWARDS BANQUET

...Gus Schlapfer

Come join us in the Corinthian Foom of the Scottish Rite Cathedral for an exciting, fun filled party, pleasant entertainment and good food.

Our menu has been finalized - we are having:

Breast of Capon  
Sauce Buxelles  
Caesar Salad  
Anna Potatoes  
Green Bean Almondine  
Black Forest Torte  
Rolls, butter, and choice of Beverage

2 All for \$4.00 per person.  
SEE YOU THERE!


CLASSIFIEDS

California Epi Center will be open by "appointment"...just call to see if we're here and if we are you are welcome to come by...for those of you who would like to select your plants in person rather than ordering by mail. As usual, we have a very large selection of rooted epis, rhipsalis, rattail cacti, and holiday cacti. And, we have a good selection of rooted epis that are not in the '84 catalog. If you'd like our current catalog, send \$1.00 which you may deduct from your first order.

California Epi Center  
P. O. Box 1431 (1444 E. Taylor St.)  
Vista, California 92083  
Phone (619) 758-4290

NAME TAGS

Jeannie Burger will take your order for a SDES nametag (blue plastic with a pin-back). They are \$2.65 including tax.  
Call Jeannie, 287-9193




Old dark sleepy pool...  
Quick unexpected  
Frog  
Goes plop! Watersplash!  
Basho



"DEUTSCHE KAISERIN"  
Rose-pink. Free flowering.

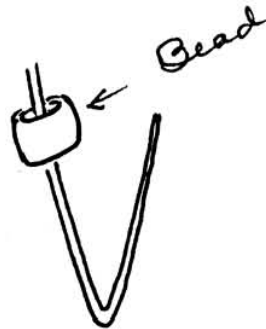
Here is a clever idea I spotted in Helen Barkdoll's garden. I went right home and tried it and I think it's pretty neat.

For 3-wire hangers:



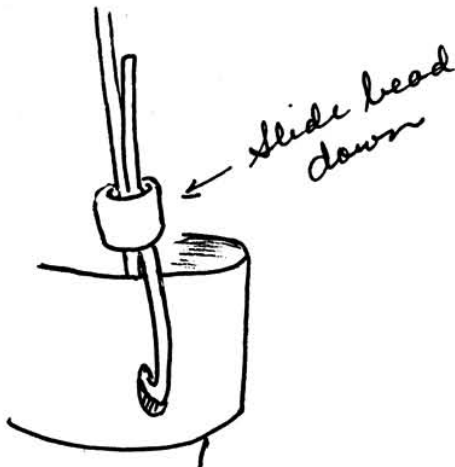
Bend wire ends outward same length

*you can put the bead on the wires before you bend the ends too, whatever is easiest for you.*



Slip a plastic bead (6mm, I got mine at Lee Ward's in various colors) onto the wire and push it up -


Put wire through hole from inside the pot.




Straighten bent end up to wire and slide the bead down over both parts until snug.

This looks so attractive, and also you don't beat the plant up when you have to remove the wire. I have some fairly heavy pots fastened this way, but I'm sure there's a weight limit where it wouldn't be practical. On 8 to 10 inch pots and smaller it seems to work well.

...Pat Stebbins

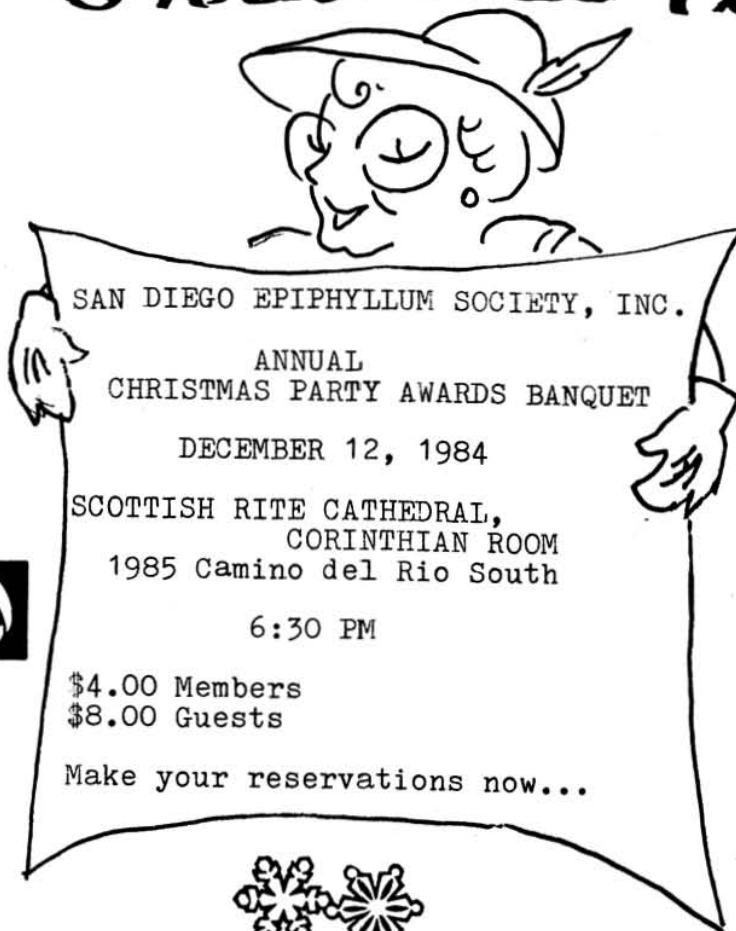




Happiness is :

going to the

# Christmas Party



SAN DIEGO EPIPHYLLUM SOCIETY, INC.

ANNUAL  
CHRISTMAS PARTY AWARDS BANQUET

DECEMBER 12, 1984

SCOTTISH RITE CATHEDRAL,  
CORINTHIAN ROOM  
1985 Camino del Rio South

6:30 PM

\$4.00 Members  
\$8.00 Guests

Make your reservations now...



\$4<sup>00</sup> member  
\$8 guest

(619) 460-3920

Lue Schlappfer