

# EPI NEWS

AUGUST  
13, 1986

The monthly publication of

vol.10, no.8

SAN DIEGO EPIPHYLLUM SOCIETY, INC.

## OUR REPORTER AT THE JULY MEETING

Our July meeting had a change of format. The usual slide program of various members Epi blooms was replaced by a four member panel of experts.

These experienced growers offered tips on Epi culture, including various potting mixes and fertilizers and they also fielded questions from the audience.

Thanks to all the panel members, Ron Miller, Ernest Angus, Helen Barkdoll and Gladys Harper.

Gene Schmedding

---

## BOOKFUND ESTABLISHED

A fund has been established in the memory of Richard G. Latimer, Sr.

Latimer, a long time SDES member, died May 1st.

The fund will be used to purchase books for the SDES library.

Those wishing to contribute to the bookfund should see Ron Miller or George Plaisted at the August 13th General Meeting.

## WORK PARTY ADDS MIST TO EPIS

After a shakey start we finally started the sprinkler system at the San Diego Wild Animal Park with a work party on July 19th. The contractors were more than 2 hours late and half of the members signed up failed to show up. It turned out just as well since we only had a few ladders. Due to the late start only half of the system was installed.

Members participating were:

Nate and Dorothy Ogdon\*  
Charlie Coons\*  
Vernon Hook\*  
Pat Barret  
Sean Minogue  
Everett Gunter  
Dick Chadwick\*

On Monday July 21st another another party was held to help finish the job. Another  $\frac{1}{2}$  of the project was finished (those participating both days are indicated above \*).

Another work party will be called to complete the project. Still to be done are such jobs as aiming the misting heads and running drip lines to the plants on the pedestals.

Dick Chadwick

## LATIMER EPIS SHOWN AT AUGUST MEETING

SDES Program Vice President Rick Latimer will present a slide program of the epis collected by and hybridized by his father, the late Richard G. Latimer, Sr., at the August 13th General Meeting.

Come share these beautiful photos.

---

## AUGUST GOODIES

Here is the list of folks that signed up to bring goodies for the refreshment time in August.

Maria Barrett  
Margaret Blake  
Madeline Dacey  
Bea Neva (visitor)

As you can see we are six names shy of a full list. Please bring a treat to share with our members. The "break" is a good time to become better acquainted and relax after the business and program.

Penny Bunker

---

## SEND NEWS ITEMS TO:

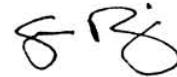
Sean Minogue  
808 Ethel Place  
National City, CA 92050  
(619) 475-4478

### MAILING LIST GOES HIGH-TECH

If you are aware of any problems let me know. Please report "missed" issues directly to me, prior to the general meeting. (I seldom have any copies left after the general meeting). Your copy of EPI NEWS should arrive at all local (Southern Calif. and Arizona) addresses no later than the Monday before the 2nd Wednesday.

If your label is not correct please let me correct the error now.

Thanks.



Sean Minogue

REPORT LABEL AND OTHER  
PROBLEMS TO ME AT...  
475-4478

---

### EPIPHYLLUM SOCIETY OF AMERICA

Membership dues for the Epiphyllum Society of America are \$6.00 a year in the United States and Canada. Other countries, \$8.00 a year surface mail, \$12.00 a year for air mail. (Please send international money orders payable in U.S. dollars.) Make all checks or money orders payable to the Epiphyllum Society of America and send to P.O.Box 1395, Monrovia, CA 91016. Please do not send cash and do not pay more than two years in advance.

Membership dues may also be paid to Jeannie Burger, SDES Membership Vice President.

ESA meetings are held the first Tuesday of every month (except January) at the Los Angeles Arboretum, 301 North Baldwin Ave. Arcadia, CA. 7:30-10:00 pm.

---

DEADLINE  
FOR SEPT.  
ISSUE IS  
AUGUST 25

New SDES member Joe Janes has been hard at work these past few weeks to perfect the computer program that generates the mailing labels for EPI NEWS each month.

Since January of this year the labels have been printed by Milt Turner and the staff and computer of Holle Glass Co. Unfortunately the program used had limitations which were highlighted in last months mailing label fiasco. (If you don't know, don't ask.)

Janes, a computer systems salesman by trade, moved to San Diego in July with his wife, Laura. Within days they had joined our society, heard about our programming woes and by July 10th, Joe was working on the new program.

The new computer program will handle other duties than the mailing list. The program has the capability to print our annual membership directory and update Society officers rosters. Future expansion of the program will aid SDES in locating lost hybrids and areas of special interest to members.

As this issue of EPI NEWS goes to press a race is on. The new computer program is mostly complete, but the "Data Base" (your names and addresses) has not been re-entered.

In any event, you are reading this and that means that old lables or new, the system works.

Please bear with us for a while, even when the new sysytem is "On Line" a few problems may arise.

### EPI NEWS

is published monthly by:  
San Diego Epiphyllum  
Society, Inc.  
Sean Minogue, Editor  
P.O. 126127  
San Diego, CA 92112-6127

### Society Officers

- President:  
Ron Miller (746-9620)
- Vice President (Programs):  
Rick Latimer (697-4100)
- Vice President (Membership):  
Jeannie Burger (287-9193)
- Treasurer:  
George Plaisted (583-9551)
- Recording Secretary:  
Debbie Capp (469-4784)
- Corresponding Secretary:  
Gene Schmedding (421-6510)
- Immediate Past-President:  
Gene Lund (469-1677)

---

### BOTANICAL EVENTS

AUGUST 16 & 17  
San Diego Fern Society's  
Eighth Annual Show  
Sat. 1-5, Sun. 10-5  
CdP/101  
FREE

AUGUST 23 & 24  
S.D. Gesneriad Soc'y's 10th  
Annual Show  
Sat. 12-5, Sun. 10-5  
CdP/101  
FREE

AUGUST 30 & 31  
S.D. Turtle and Tortoise Soc'y.  
Twelfth Annual Show  
Sat. and Sun. 10-5  
CdP/101  
FREE

(NOTE: Do not be mislead.  
in addition to being a fine  
show of our amphibious pals  
these folks have a fine  
plant sale, don't miss it.)

## SPRAYERS COMPARED

In Summer our thoughts often turn to the topic of water and epis, with good reason. Plump green epis need more water this time of year to stay that way.

Many people have solved the problem with misting systems (see accompanying article), but for most of us a hand-held or hose-connected sprayer/mister may be the answer. Here we will discuss five types of devices and their various merits.

The most common hand-held type of sprayer is the household spray bottle that we all use for many kinds of chores around the home. (Center and right in fig. 1.)

This type of sprayer is great if you have a limited budget and a small collection. Because each squeeze of the trigger releases a small amount of spray, your hand will tire long before the 100th plant. Also these bottles are notorious for mechanical failure. But at a cost of less than \$2.00 this is to be expected. They are lightweight and most have some sort of spray adjustment (spray to mist) for various garden jobs.

I keep four of these bottles in my growing area. One holds plain water, one holds water soluble fertilizer, another for insecticide and a fourth has isopropyl alcohol (diluted with water) for cleaning shears and clippers.

Also popular is the canister sprayer. (Fig. 1 left.) This type holds more water (fewer trips to the spigot) and a few pumps will give you enough built-up pressure to spray a fair number of

plants. Cost of these units can vary dramatically. Good quality ones can run from \$20.00 way up to \$50.00 or \$60.00 so be sure to shop around if this type appeals to you.

Because of its cost and sophistication of design you will need to reuse the same canister for all of your garden spraying needs, this of course, means a thorough cleaning after each use.

Three types of hose-connected sprayer (Fig.2) are available. The first is the water wand (center). This type connects directly to your hose and delivers both fine mist or steady stream. The stainless steel assembly assures you of years of care free service. These units also can be expensive, \$20 and up. They have a tragic flaw, where the sprayer goes so goes the hose, in many gardens there just isn't room to drag a hose through with out doing damage to the plants in its wake.

The last two sprayers are very similar (Fig. 2 left and right). Both connect to the hose in the same way and the basic design is the same, but the one on the left delivers water only while the other sprays any


water soluble mixture. The plain water sprayer is easily adjustable and offers shut-off at the delivery end.

The mixture sprayer offers on/off control with its hand trigger (with a special catch for constant on) and dilution control for one to ten table or teaspoons per gallon of water ratio. The unit also features a deflector for aiming the direction of the spray.

The water only sprayer has a cost of about \$4.00 while the mixture sprayer is somewhat more expensive in the \$15.00 to \$25.00 range.

The mixture sprayer also requires cleaning after each use, but this procedure is much easier than that for the canister type.

Which ever sprayer you choose make sure that you read all of the manufacturers instructions carefully.



### NAME TAGS AVAILABLE

SDS name tags (blue with a picture of an Epi) can be ordered at low cost through Jeannie Burger, Membership Vice President. See Jeannie at the next meeting to order yours.

Text and photos by  
Sean Minogue

## GETTING MISTY OVER EPIS

Text and drawing by  
Sean Minogue

You can install your own watering/misting system. It will require hard work and careful planning but the rewards are great, especially the satisfaction you'll feel when you are finished.

Plumbing used to be one of life's great mysteries, the sort of thing best left the professionals. But the widespread use of PVC (plastic) piping has changed all that.

The recent misting system installation at the San Diego Wild Animal Park's Epi House provided the inspiration for my system. In three days I was able to install a system that includes a new faucet location and sprinklers to cover an area of 200 sq. feet. Parts including pipes, valves, etc. were less than \$35.00.

You can plan your system to be as simple or as complex as you desire. You will be limited only by your imagination and the available water pressure.

Planning is the key to success in this project. You will need to answer several important questions. (What size area will be covered? What are the water needs of all the plants in the area? What is the available water pressure in gallons per minute (GPMs)? Where are the existing pipes? What size are they?)

Several books are available to help you plan your system. Each will help you to answer those questions and pose as many more that must be answered before you dig your first trench.

One manufacturer of sprinkler system components, LAWN GENIE, even offers a free planning guide that will help you through every phase of the installation. This guide is available at many home improvement centers (remember when they were hardware stores?) or can be had by calling LAWN GENIE by Richdel at 800-231-5117.

Once you have familiarized yourself with the basic concepts of PVC irrigation and the multitude of specialized products available you are ready to plan your system.

Using graph paper and a scale drawing of your growing area plot the route your pipes will follow, the location of the sprinkler heads and placement of the controls.

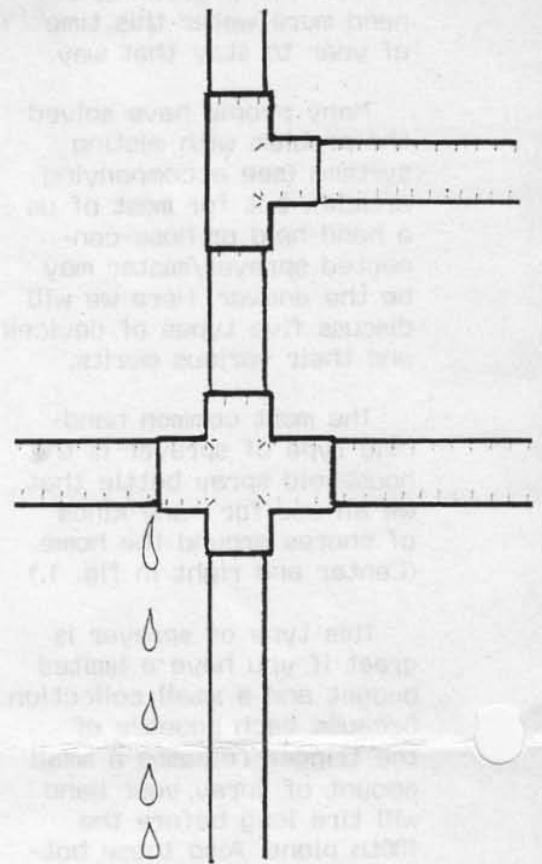
PVC piping cuts easily with a hacksaw and glues together with a special solvent (cement) that forms a bond that is stronger than the pipe itself.

Trenches need only be 6" deep to properly protect the pipes.

As with most projects of this nature, the real frustration will come when you discover the parts you forgot to buy or the fitting that should have been just a little longer and you are off to the store again.

### Editors note:

Mention of the specific brand name LAWN GENIE does not constitute an endorsement of their products by EPI NEWS or SDES.




---

**NOW IS  
THE TIME  
ON VACATION!  
BACK NEXT MONTH.**

---

**SEND NEWS  
ITEMS TO:**

Sean Minogue  
808 Ethel Place  
National City, CA 92050  
(619) 475-4478

MEMBER OF THE MONTH

Our Member of the Month for August is Bob Stroberger of San Marcos.

At just about any SDES activity you are likely to find Bob hard at work (most of the time you'll find his wife Nita working by his side).

At the Wild Animal Park work parties you'll find Bob.

In the kitchen on Mother's Day Bob served as Nate Ogdon's main helper.

After the General Meetings you'll often find Bob helping to clean up.

At sales or shows Bob is ready to pitch in.

Bob has even shoveled hundreds of pounds of avocado mix for supply committee sales.

Thanks Bob for all the hard work. (And thanks to Nita too!)

BRIEF NOTES

The SDWAP Epi House Fund is short on funds because many pledges made have not been fulfilled.

If you pledged money for the misting system and have not yet sent your check please do so at once.

The cost of the system proved to be slightly higher than anticipated but the pledges originally made will cover the difference, once they have been received. Please do not delay!

Checks payable to: SDWAP Epi House Fund

Should be sent to: Ron Miller 822 Via Rancho Parkway Escondido, CA 92025

or

Rick Latimer 5990 Lake Murray Blvd. La Mesa, CA 92041

PLEASE DO NOT SEND CHECKS TO THE SDES P.O. BOX

Louise Newman sends her thanks to the Society and members for the cards and flowers she received during her recent convalescence.

Members were glad to see Louise was back on her feet and at our July meeting.

Charlie Coons, SDES cutting table chair still has a large number of mature epis to distribute to members.

These plants were a gift to our membership from Sam and Adela Markey.

Charlie reports that there are still some choice plants to be had. Call him for info. at 477-4069, or see him at the August General Meeting.

SDES Election time draws near.

November is the month we will mark our ballots for officers and board members. If you would like to be considered contact any board member or any member of the Nominating Committee (members to be announced).

Nominations will be taken from the floor at the October General Meeting.



ADVERTISEMENT

FULL COLOR "Flowering Jungle Cacti" catalog \$1.00 (deductible). Hundreds of epiphyllums. Christmas/Easter/Rattail cacti, night blooming cacti, hoyas, haworthias. SDES members will also receive our 1986 "Unrooted Cuttings" list of 70 additional epis. The following 1986 lists are available FREE...send long stamped envelope...A) 1986 Catalog Supplement-21 color photos, 64 plants. B) Rhipsalis list - over 70 species, 33 illustrations. C) Serious Collector List - 28 true epiphytic cactus species for the advanced collector. D) Haworthia List - over 100 species. The nursery is open by "appointment". Please call. If we're here, you're welcome to come by. All of the plants mentioned above are available, and we have a large selection of epi baskets...2 young plants to the pot...at very reasonable prices...starting at \$6.00. The flowering season may be over, but the "plant season" is at its peak! Everything is growing like mad, and those epi baskets are getting better looking by the day. They're bound to be blooming size by next spring. California Epi Center, Box 1431-SDES, 1444 E. Taylor St., Vista, CA 92083. (619) 758-4290.



SAN DIEGO, CA 92112-6127

P.O. 126127

S.D.E.S. - EPI NEWS

## MEMBERSHIP INFORMATION

The San Diego Epiphyllum Society, Inc. is open to all persons interested in the growing, display and collecting Epiphyllum and its related species.

Meetings are held on the second Wednesday of each month:

7:30 P.M.  
Room #101, The Majorca Room  
Casa del Prado, Balboa Park

Guests are welcome to attend all regular meetings.

## MEMBERSHIP DUES

Dues in the SDES are \$6.00 (\$12.00 foreign) per year for each individual or married couple. Please send checks, payable to San Diego Epiphyllum Society, Inc. to:

SDES-Membership  
P.O. 126127  
San Diego, CA 92112-6127