




Epi News

San Diego Epiphyllum Society, Inc.

March 2026
Volume 51 Number 3



'Cabo San Lucas'

2025 Photo Contest - People's Choice Multi-Bloom

Size: Large

Hybridizer: George French

Photographer: Gail Hatfield

San Diego Epiphyllum Society, Inc. (SDES)

P.O. Box 126127
 San Diego, CA 92112-6127
Epi News is published monthly by
 San Diego Epiphyllum Society, Inc.
 SDES Website: <https://sdepies.org/>

Copyrights

Copyrights of byline articles belong to the authors. Other contents ©2026 SDES. All rights reserved. Photo credit SDES archives unless noted.

Editor: JK Hendershot
EpiNews@sdepies.org
 Design and layout: JK Hendershot

Membership

Single \$15.00 per year.
 Dual \$20.00 per year.
<https://san-diego-epiphyllum-soc.square.site/>

Have You Moved?

If you have moved or recently changed your physical OR email address, please update your address so that you can continue to receive your newsletter without interruption.

Send your updates to:
 San Diego Epiphyllum Society c/o Membership
 P.O. Box 126127, San Diego, CA 92112-6127.

OR email Membership@sdepies.org
 For faster response mail directly to Beth Jackson, Membership Secretary—their address can be found on the membership roster.

Inside This Issue

Keeping in Touch	3
President’s Corner Message / Meeting Program	4
Now Is the Time Checklist	5
G.Y.F.F. - Get Your Facts First	6
Idée fixe - A New Column by Linda Sinkovic	7
Get Ready—May 16th SDES Garden Caravan	8
Turtle & Tortoise Show/SDES Cutting Party	9
Volunteers Needed Mother’s Day Weekend	10
The Joy of a Garden Club	11
Off Season Blooms / MDS Save the Date	12
News Notes, Social Media + Refreshments	13
Member Wish List, Off-Season Blooms	14
More Off Season Bloom Photos	15
Epi Resource Page	16
What’s in a Name? A Beautiful Flower	17 - 19
MDS Show 2026 - Epies: Nature’s Paintbox	20

Calendar of Events

March	4	Board Meeting
	6 - 7	OCC&SS Spring Sale - Anaheim
	11	General Meeting
	28	SD Hort. Society Spring Garden Tour
April	1	Board Meeting
	4 - 5	S. D. Turtle and Tortoise Show & Adoption
	8	General Meeting
	25 - 26	Del Mar Spring Home & Garden Show
May	2	Spring Garden Festival Cuyamaca College
	3	SDES Cutting/Sorting Party at Dean’s
	6	Board Meeting
	9 - 10	Mother’s Day Show & Sale
	13	General Meeting \$1 Sale left over cuttings
	16	SDES Epi Garden Caravan
	17	ESA Show & Sale

General Meetings are held on the second Wednesday of each month. We are doing our best to have a presence both in person and online. The meeting begins at 7:30 p.m. and the pre-meeting workshop is at 7:00 p.m. The Zoom room will open at 7:00 p.m. Check your email for instructions and links. Board Meetings are the first Wednesday of the month at 7:00 p.m., and are online. All members are welcome to attend the board meeting. If you are interested in attending, please request the online Zoom link from the Membership Secretary, or the President.



On the Cover:
 March 2026

Photo: Gail Hatfield

The 2025 People’s Choice ribbon was awarded to Gail Hatfield, in the Multi-Bloom Category with: ‘Cabo San Lucas’-FRE 1993 Red with magenta edge and red outer petals. Double, wide-open. Thick, flat and triangular growth. {L} ‘Ming Gold’ x ‘Herbert S. Irwin’. Reg. #11238.

We Are Keeping in Touch

Our members are the most important part of our society. Together we create more beauty to enjoy.

As with any group, we are more effective and stronger when we are unified together—and our membership spans the globe! Although the epies are what bring us together at first, lifelong friendships are made in the society. Knowledge, plants, passions, and stories of those who came before us are shared between members—and everyone has fun!



“Remember that children, marriages, and flower gardens reflect the kind of care they get.” —H. Jackson Brown Jr.

Membership Secretary: Beth Jackson at 858-692-0314 or Membership@sdepies.org

Newsletter Editor: JK Hendershot at 619-301-3587 or EpiNews@sdepies.org



Welcome Spring with ‘Springbok’ DD(EW)
Photo: Don Crain

Keeping You in our Thoughts and Prayers
Gerry Mikas, Mildred Mikas, and Jim Nones

New Members
Jeremy Guerrero, Fallbrook, CA



‘Oriental Spring’ WCx98 (HST)
Photo: Roger Chapin

We Need Your Help

If you have epies (cuttings or plants), succulents, interesting garden items, or other plants you would like to donate to stock and increase the variety of items on our raffle table, we need your help. To make a donation or to obtain more information on how you can help, please contact director, and raffle table coordinator, Paula Reynolds via email at paularey@aol.com with your ideas and questions.

Help Preserve a Living Treasure: Support the SDES Epiphyllum Collection
The San Diego Epiphyllum Society proudly stewards one of the world’s most extensive collections of epiphyllum hybrids—a dazzling array of color, form, and botanical wonder. This remarkable living archive is lovingly maintained by a team of passionate volunteers who dedicate their time and expertise to its care. To ensure the continued vitality of this collection, SDES relies on the generosity of donors. Every contribution helps sustain the beauty and legacy of these extraordinary plants.

Leave a Lasting Legacy: Consider including SDES in your will or trust. Your planned gift will help safeguard this irreplaceable collection for generations to come..

President's Corner — *From President Dean DeLibertis*



Dear SDES Members:

Here we are at the beginning of March. March is the jumping off point for the sales. The way it looks right now there will be eight sales of which I will need cuttings. Of course, the biggest push is for Mother's Day. The cutting party for Mother's Day is going to be May 3rd. Our newsletter editor has been very good about putting an article there about how to make a cutting, how to label a cutting and the information that we want on the cutting. I hope you've been reading your newsletters; it's the easiest way to get information to you. The information you need to know to participate, care and collect.

Our first sale will be April 4 - 5, in the same room are general meetings happen (Room 101, Casa del Prado). The Turtle and Tortoise Society has invited us to sell at their event. Epies are an alternate food source for our little shelled friends.

The second event is the Del Mar Home and Garden Show April 25 - 26. Now that's going to be up at the race track. The third event will be at Cuyamaca College on May 2nd.

For our first three events I do need volunteers/help, so please contact me. I need some enthusiastic people to sell, but the biggest job is to talk. So, you get the talk about epies for an entire afternoon.

Looking forward to seeing you at our next general meeting.

Dean

Meeting Program & Workshop

Pre-Meeting Workshop: For this month's pre-meeting workshop, Dr. Diane Lott will be discussing "Tools and Technology for the Garden". Join us in March for the workshop which will be held in Casa Del Prado Room 104 at 7:00 p.m.

March Program: Our March meeting will be held on March 11, 2026 in Casa Del Prado Room 101 at 7:30 p.m. A representative from the San Diego Bromeliad Society will be presenting on "The Care and Growing of Bromeliads". You won't want to miss this informative discussion. Zoom begins at 7:00 p.m. for socializing, and the online meeting will join the live meeting at 7:30 p.m.

February Program: Our February meeting was held on February 11, 2026 in Casa Del Prado Room 101 at 7:30 p.m. Jerry Moreau presented a Valentine's themed discussion entitled "Epies In Love." He also provided some of those love-themed epies for members to obtain through the raffle.



Another Spring-themed beauty, shown left is 'Spring on Mars' GM 1998.

Pictured on the right is 'Spring Fever' FB(HST) 1990. A lovely small bloom with parentage of 'Bridal Shower' x 'Scott E. Haselton'.

Photos: Galen Pittman



Now Is the Time—Seasonal Checklist

- ✓ Remove dead and unsightly branches. Remove dead leaves and debris from containers, eliminating a haven for harmful pests and allowing oxygen to get to the soil and the roots.
- ✓ Bait for snails. Snails become more active in wet weather.
- ✓ Check for aphids and ants. Ants are attracted to the nectar in developing buds, but don't damage epies. However, their presence is an indication that mealy bugs (which are brought in by ants) may be on the plant or the soil. Small infestations may be controlled with a 50-50 solution of water and isopropyl alcohol. Larger infestations may require chemical treatment such as Malathion. When using chemicals to control pests, carefully read labels and follow instructions.
- ✓ Check for scale insects. Little spots that can be flicked off with your fingernail are probably scale. They should be removed promptly with soapy water. You may have to repeat treatment. Again chemical treatment may be necessary for large infestations.
- ✓ Give mature plants a final feeding of nitrogen-free liquid fertilizer. Use 0-10-10 or 2-10-10 on mature plants; 5-10-10 on immature ones.
- ✓ Don't relocate plants that are developing buds. This can cause buds to drop. However, some bud drop is normal. A plant may set more buds than it can support and will naturally shed some.
- ✓ Ensure developing buds have room to grow. Hanging plants need enough space between plants for the flowers to open freely. Trellised plants also need space for blossoms to open, but also ensure that ties holding the plant aren't constricting buds.
- ✓ De-bud young plants. Some of last year's cuttings will set buds—most of which will not develop into full buds or blooms. Pinching off these buds will redirect the plant's energy back into its roots to form new branches, making for a fuller, healthier mature plant in the future. However, some people prefer to leave the buds alone, letting nature take its course as they drop off of their own.
- ✓ Check for root rot. While the winter rains are good for epies, the rainfall we often receive in winter may be doing more harm than good. Over-watering causes stagnant soil and root rot. Is there enough air circulation around your epies to help dry out the excessive rain, especially those plants in plastic pots? Is the soil so saturated with water so that no oxygen is getting to the roots?
- ✓ Remember that epies draw moisture from humidity. Even though some outdoor plants aren't getting direct rainfall, they may still be getting plenty of moisture from the air. They, too, can get root rot if they're watered too much during wet weather. Keep an eye on them as well.
- ✓ Any plants sitting on shelves, benches or patios should not be left standing in puddles of water. If they're sitting in saucers, turn the saucers over and sit the plants on top.
- ✓ It's important to keep an eye on all our plants. Signs of root rot include thin, withered branches. Sometimes discolorations appear at the base of the plant and spread up through the branches. Healthy branches should look plump and shiny and feel waxy.
- ✓ Start planning your display for the Mother's Day Show.



'Reward' FOB
Photo: JK Hendershot

Get Your Facts First *by Linda Sinkovic*

“Get your facts first, and then you can distort them as much as you please” —Mark Twain

Editor’s Note: This article was originally published in EpiNews March 2017, and it is timely as David Cheever will be presenting on non-soil rooting methods in our June pre-meeting workshop.

As gardeners we all accumulate cuttings,¹ whether we receive them from others or generate them by trimming our own plants. While planting some cuttings recently I was thinking about the different media² used when starting cuttings. This column focuses on starting epicactus cuttings, but some of these methods can be applied to other plants too.

The first method I tried was rooting cuttings in epi mix. This involves planting cuttings in moistened epi mix, then misting them to keep moist until roots form. This method works best if the pots are very small and the weather is warm but not too dry. You also have to be pretty regular at misting the cuttings. This was not a good method for me to use because too many cuttings would rot and die. So I’ve switched to using perlite as a medium.

Using perlite as a rooting medium works pretty well, especially if you are prone to watering a lot. It’s pretty simple: get a well draining largish pot or tub, fill it two-thirds full with perlite, water the perlite, use a pencil to poke holes in the perlite, put in your cutting and firm up the perlite around it. Then you are good to go; you can water this container as much as you like and not have to worry about rot (as long as the container drains well). Disadvantages to this method? Well, you do have to remember to water the container fairly often as the perlite will not hold much moisture.³ You also have to remember to remove the cuttings before the roots get too long and tangled. The perlite contains no nutrients so you will have to pot them up, before they die of starvation. This method works best in a greenhouse,⁴ but I had pretty good luck keeping the containers outside in San Diego.⁵

You can also change this up for cuttings that need higher humidity. Use a small pot two-thirds full

with wetted perlite then seal it into a plastic sandwich bag that you’ve inflated with your breath. You probably won’t have to add water using this technique, but you will still need to keep watch for rotting (too much moisture) or drying up (not enough moisture). This combination of perlite-and-plastic-bag method has provided mixed results.

As far as other methods, I’ve heard about people rooting epicactus cuttings in water.⁶ I’ve not tried this with epicactus, though it could be an interesting experiment. I do plan to try another method,



Cuttings in Perlite

Photo: Don Crain

using sand as the rooting medium. I’ve seen other succulent plants rooted using this method. I think sand would give excellent support to the epicactus cuttings and hold moisture for a longer period than perlite. If you want to try it, line a flat with newspaper,⁷ put in sand, wet it, poke holes, and plant your cuttings, then firm up the sand. Again, make sure to keep the sand moist but don’t water so much the sand becomes soggy.

I’ve mentioned a few types of media here, but there are other media that could be used.⁸ It

looks as if you could spend quite a few years figuring out the ideal rooting medium.⁹ Ultimately though, the best rooting medium is the one that works with your watering and plant care habits.

Enjoy any offseason blooms and see you next month.

Notes:

- ¹ Or cuts, or slips.
- ² By ‘media’ I mean ‘kinds of substrates’, not ‘tv and movies’.
- ³ So this is not good if you are forgetful. Although I had pretty good luck hooking up some sprayers to my automated watering system.
- ⁴ I suspect all these methods work better in a greenhouse. I’ll know for sure once mine is finally ready to use—it’s a long story.
- ⁵ Under shelter, like in a shade house.
- ⁶ Rooting in water works brilliantly for many plants; for example, *Hoya* or *Justicia*. I don’t know about epicactus though.
- ⁷ So you don’t end up with sand everywhere.
- ⁸ For example, vermiculite (either alone, or combined 1:1 with perlite), perlite + sand + coir (2:2:1), or perlite + sand (2:5)
- ⁹ There is also the whole concept of rooting hormones, which I’ll talk about in another column.

Idée fixe Article and Photo by Linda Sinkovic

...an *idée fixe* (french for 'fixed idea') is a preoccupation of mind... a fixation. — Wikipedia

Hello everyone! It's been a while. You might notice the name of this column has changed.¹ There have also been changes which tangentially affected my plants. So that's what I'll talk about this month.

Until recently, I had a fairly large collection of plants. "Had" is the operative word here, as my collection is now dispersed among California plant friends and the arboretum in Santa Cruz. You might wonder "Why did she give her plants away?" As explanation, let's consider the issues and logistics involved with moving in general. Let's also think about moving a collection of plants, especially a large collection.



However if you are moving across an ocean, things become more difficult and much more expensive.⁶ Shipping is pretty pricey. Shipping via container ship is less expensive but it is definitely not inexpensive, plus it takes time. Shipping via air cargo arrives quicker but is also more expensive. Therefore, everything you choose to bring needs to be carefully considered.^{7,8}

Because of the reasons above, I chose to give my plants away. Now the new owners are enjoying them which makes me happy. Do I miss my plants?⁹ Of course, but this was how things worked out. I'm looking at this situation as a chance to make a new collection.

Suppose you are moving inside the state, or even across the country. As long as you are not crossing international borders² (or coming into California³ from another state) it's not a big deal: you rent a truck and stuff all the plants in there.⁴ Moving to Canada or Mexico? Again not too big of a deal, provided you are not transporting species plants.⁵ *Schlumbergera* and *Rhipsalidopsis* hybrids and *Epicactus* hybrids ("Epies") are not covered by CITES.

So although we're now living in a rental with almost no room for plants, we are sharing it with about 12 plants. Most of them are small and at this point they are all species plants. After we get a new place and settle in, of course I plan to add to this small collection. I look forward to visiting many nurseries.¹⁰

Until next time. Enjoy your plants and take care of one another.

Notes:

- ¹ This new title seems appropriate given the way most of us feel about our plants.
- ² Crossing international borders? If you have species plants you will have to deal with CITES. See note #5.
- ³ California does have agricultural inspection stations, but usually when I've been stopped they are interested in fruit. I do not know how concerned they are with cacti plants or plants of any kind.
- ⁴ I say 'not a big deal' in a relative way; it is a pain to drive the truck and then to try to figure out which plant is which after the tags fall out of the pots (which they will do), or figure out where is the plant that goes with a broken branch. We moved the collection from San Diego to Santa Cruz, and it was smaller then.
- ⁵ The epiphytic cactus species which fall under CITES Appendix II are: *Aporocactus*, *Disocactus*, *Epiphyllum*, *Hatiora*, *Kimnachia*, *Lepismium*, *Lymanbensonia*, *Pfeiffera*, *Pseudorhipsalis*, *Rhipsalidopsis*, *Rhipsalis*, *Schlumbergera*, *Selenicereus*, *Weberocereus*. To move plants or cuttings of these across international borders, you will need a permit as well as documentation proving the plant is not wild collected. You will need such documentation for each plant.
- ⁶ And this was before the whole tariff business hit the fan.
- ⁷ As an aside, it was very expensive to bring over our two cats and our dog, although we didn't even consider not bringing them. We ended up using a company which specializes in moving live animals.
- ⁸ And not only considered, but weighed as well. We did not bring any furniture (due to the weight) or appliances / office equipment except our computers and phones (due to power compatibility issues.)
- ⁹ Some of the plants were gifts from friends and had associated memories, which is why I passed them on to other friends.
- ¹⁰ Happily there are a lot of nurseries here. I have already bought some plants from Kakteen-Haage and I am REALLY looking forward to a visit to their nursery.

Plants in photo, in alphabetical order: *Disocactus ackermannii* ssp. *conzattianus*, *D. anguliger*, *D. eichlamii*, *Epiphyllum pumilum*, *Pseudorhipsalis himantoclada*, *Rhipsalis burchellii*, *R. ewaldiana*, *R. grandiflora*, *R. occidentalis*, *R. pilocarpa*, *R. puniceodiscus*, *R. rhombea*.

References:

CONVENTION ON INTERNATIONAL TRADE IN ENDANGERED SPECIES OF WILD FLORA AND FAUNA, "Appendices I, II and III valid from 25 May 2024", <https://cites.org/sites/default/files/eng/app/2024/E-Appendices-2024-05-25.pdf>, accessed 7 October 2025

Get Ready for the May 16th SDES Garden Caravan

After our Mother’s Day Show, the Garden Caravan is the next big event everyone looks forward to. So mark your calendars for those May weekends, as you won’t want to miss the burst of epi fun and color! We’ll start with the beloved Mother’s Day Show and roll right into the always-adventurous Garden Caravan. It’s the happiest time of year for epi lovers as the gardens come alive with dazzling May blooms.

As mentioned last month, plans are already in motion, and we need your help with two important things:

1. Gardens to Visit

Would you be willing to open your garden for the tour? There is no cost and very little preparation re-

quired, and it doesn’t matter whether you grow ten epies or hundreds. If you’re interested in sharing your garden, please contact Jerry Moreau by calling or texting 619-208-7654, emailing jerrysdca@cox.net, or speaking with Jerry at the next meeting.

2. Members to Start Planning

Tickets will be available at the April General Meeting for \$20.00. The Society covers the remaining costs. Your ticket includes lunch at the final stop. Members whose gardens are part of the tour participate at no charge.

If you have any questions, please see Jerry Moreau at the General Meeting or contact him directly. Check out the photos below of past garden events!



Photos: JK Hendershot

Annual Balboa Park Turtle & Tortoise Show plus Plant Sale—Terrapins, Tortoise and Epies, Oh My!

By Dean DeLibertis



Join us April 4 - 5, 2026 at Balboa Park for the annual [Turtle & Tortoise Show plus Plant Sale](#). The event will be held at the Casa del Prado in Room 101. Come learn about turtle and tortoise care and adoption at the annual show, which features turtles (aquatic reptiles) along with tortoises (their land-dwelling counterparts.)

The program includes an exhibit of rare and endangered turtle and tortoise species, on-site adoptions and the sale of plants and other gift items. The event will feature a water turtle pond, giant tortoises



and more. Proceeds benefit the turtles and tortoises. Guests can check out animals that are available for adoption and you can purchase plants, t-shirts and other turtle and tortoise-themed gifts.

It's fun for the whole family and a great way to spend Easter weekend. We hope to see you there.

Epi Cutting/Sorting Party to be Held Sunday, May 3

By Dean DeLibertis



SDES will hold its annual Epi Cutting/Sorting Party on Sunday, May 3, 2026, from 12:00 Noon to 4:00 p.m. The event will be hosted by Dean DeLibertis.

Take the morning to get your coffee, wander into your gardens, and then we'll give you the opportunity to give back to the organization that has given you so much.

The event is in preparation for our upcoming Mother's Day Sale, and we depend on members like you to assist in donating, labeling, and sorting cuttings in advance of our sale.

If you are unsure how to make a cutting, the newsletter has a great informative article and pictures—or just cut really big pieces and bring them along. We will be serving lunch at around 12:00 p.m.

Supplies will be provided, but feel free to bring additional copies of the ESA Registry and black Sharpies.

The event will be held at Dean's home at 3035 East 7th Street in National City, CA 91950.

Even if you do not have a cutting to spare, you are invited to help sort and enjoy the garden. We are a social organization after all. We welcome you to the hanging gardens of Babylon.

We hope to see you there. If you are unable to attend and have cuttings to donate please contact Dean DeLibertis so we can coordinate a pick-up.

Volunteers Needed Mother's Day Weekend *By Patricia Neal*

Mother's Day is our biggest event of the year and it takes many people to ensure its success. In addition to donating cuttings and plants for the sale, members are essential in preparing and participating in both the show and the sale. Here's how you can help:

Friday, May 8 – Pre-Sale Set-up – **Casa del Prado, Room 101**, Balboa Park. All plant material is delivered to Room 101 where we unload plants, organize, label and price everything. We'll start at 8 a.m. with getting the room ready – extra tables are set up and covered with plastic. Trucks, vans, and cars will be delivering plants throughout the day **Volunteers are needed** to help unload everything and organize plants. In addition, all our show and sale materials will be delivered from our storage facility and we'll **set up the canopies on Patio A**.

Saturday, May 9 – Saturday Sale – **Patio A, Casa del Prado**

- 8 a.m. – Set up tables, move plants and cuttings from Room 101.
- 9 a.m. – Sale Opens. **Volunteers are needed** for assisting customers throughout the sales area; bagging and boxing cuttings and plants at the cashier table.
- 4 p.m. – Sale Closes. Secure plant material as needed. Then assist with show set-up in 101.
- 4 p.m. – Set up Room 101 for show – **Volunteers are needed** for setup, tables rearranged; chairs stacked in closet, tablecloths on all tables. Exhibitors set up their displays.

Sunday, May 10 – Mother's Day Show and Sale

- 8 a.m. – Any last minute set-up if needed.
- 9 a.m. – Sale Opens. **Volunteers are needed** for assisting customers throughout the sales area; bagging and boxing cuttings and plants at the cashier table.
- 4 p.m. – Sale Closes. **Volunteers are needed** to help load plants and cuttings. Take down canopies. Load canopies and show supplies on truck for return to storage. Final clean-up of sales area.
- 4 p.m. – **Volunteers are needed** to assist with take-down and clean-up in Room 101 after show closes. Room is returned to its usual arrangement of tables and chairs.

Sign-up sheets for volunteers will be available at the general meeting.

As Sales Coordinator Dean DeLibertis will be arranging for transportation of plants, materials from storage, pricing plant material, setting up canopies, conducting all aspects of the sale and coordinating all sale volunteers. If you want to help or have questions, please contact Dean at (619) 829-2689 or via email at hawaiiwiamea@yahoo.com.



Above: Barb Alvarez assists with the larger plants.

Left: Shoppers browse at the Mother's Day Sale.

Right: Gerry Mikas rings up another sale.

Photos: Jerry Moreau



The Joy of a Garden Club *Essay by Janet Favorite*

I am a lifelong, self-educated gardener and my internal motto has always been *create beauty wherever you go*. That motto prompted me to join Cherokee Heights Garden Club several years ago. Gardening with friends has enriched my own gardening life and my connections to community.

Like many garden clubs in Minnesota, Cherokee Heights was founded in the 1930s—1934 to be exact—with the help of MSHS. It started with 30 St. Paul neighbors who wanted to share their love of gardening, educate themselves about gardening and use their talents to create beauty in the community. Today, the club has members from Mendota Heights, South St. Paul and Inver Grove Heights as well as St. Paul, and some of our members are children, grandchildren, and even great-grandchildren of the club's founders. Current members reminisce about their mothers' dressing up in high heels and white gloves for garden club meetings. We maintain a more casual dress code, although we do "clean up nicely" for our traditional Christmas lunch.

We may be best known for the public garden the club created in 1984 on the south side of the High Bridge that connects our neighborhoods with downtown St. Paul. The club tapped local businesses and government for resources to build the garden more than 30 years ago. We continue to maintain this garden with its spectacular panoramic view of downtown St. Paul. Currently, members' dues pay for the maintenance—and most of us spend time working in the garden, planting or putting it to bed. As with many gardening groups, we have an aging membership. We sometimes have to hire help for the more physical tasks of our garden. The city of St. Paul allows us access to water for our hoses, but some members remember toting water from across the street. A generous neighbor eventually allowed us to connect a hose!

Being in a garden club means working together and taking responsibility. Our members share the tasks of watering, weeding and trimming our garden during the summer months. We rotate other responsibilities every three years. This year, I volunteered to coordinate the group tours our club enjoys. We have toured gardens all over Minneso-



ta, including the prairie garden at St. John's University, a concrete sculpture garden in River Falls, Wis., and a daylily development garden in Jordan, Minn. We also enjoy speakers, sponsor a flower show in a local assisted living center and chat with admirers as we care for our High Bridge Garden.

During the past two summers, the High Bridge underwent reconstruction and our summer sanctuary was assaulted with jackhammers and other construction noise. Renovations are finally finished, with a new sidewalk installed, framing the bridge beautifully. Many of the construction workers enjoyed having a break on the benches facing the garden and the city panorama. They remarked that they had liked the garden so much they had installed similar plantings at their own homes. The garden is also a popular site for wedding pictures. What a glorious backdrop the garden with a view of downtown St. Paul makes for a newly wedded couple.

Our garden has certainly changed over the years. Now we focus on native plantings to attract birds and butterflies. We still plant annuals for color but look for plants that require less water and fertilizer. Often our perennials are too successful and need division, a happy time for those who still need plants for their own gardens.

Our club members are all passionate plant lovers and many work with organizations to improve our communities and our environment. One member coordinates city volunteers who help maintain St. Paul's bluffs. Being part of the West St. Paul Park and Recreation board enhances another member's life. As an employee of a greenhouse, another member has knowledge of new plant varieties, interesting speakers and acts as Mrs. Claus during the holidays. Other members have volunteered time and energy to city garden projects.

My own garden has a mix of showy peonies, lilies, dahlias and plants for local pollinators. I love sharing unusual arrangements of my garden's delights that I get to experience every day. All of the gardeners in our club share in some way—either their knowledge, time, plants or the joy of gardening.

From the May/June 2020 issue of Northern Gardener

Off-Season Blooms and Mother’s Day Save-the-Date



Left: A favorite off-season bloom — ‘Harald Knebel’ KN#21 c.1935. Dark pink with carmine-violet toward center.

Right: ‘Alice’s Pet’ AB (HST) 1986. Deep pinkish-orange inner petals. Outer petals deep salmon red.

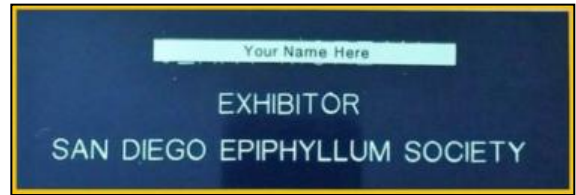
Photos: JK Hendershot



Order Your Exhibitor Name Plate Now

Be ready for the Mother’s Day Show by ordering an exhibitor’s name plate for your display table. This 2” x 6” engraved plate comes in blue, green, or red with a brass stand. The cost is \$20.00. Don’t forget to order your name badge too. **(Not required to enter show).**

You can purchase it through the SDES website or contact Gerry Mikas at 760-690-1124, via email: gmikas@cox.net, or see him at the general meeting.



(Not required to enter show)



News Notes, Social Media + Refreshments

Got an Old Box? Save it for the Mother's Day Sale!

SDES is requesting that you save any gently used, small to medium-sized shipping boxes such as UPS, Amazon, etc., so they might be repurposed for our sale. This will provide customers a convenient way to transport their purchases. If you care to "break them down" we can always tape the bottoms the day of the sale. You can bring them to our scheduled cutting party, or contact Dean DeLibertis at hawaiiwiamea@yahoo.com.



Photo: JK Hendershot



Monthly Refreshment Schedule

January	C—G	July	Society
February	H—L	August	H—L
March	M—Q	September	M—Q
April	R—U	October	R—U
May	V—B	November	V—B
June	C—G	December	Banquet

San Diego Epiphyllum Society Grows With Instagram Social

The San Diego Epiphyllum Society recently launched a new Instagram account [@SDepisociety](https://www.instagram.com/sdepisociety). At the time of this publication, we have over 70 followers and the numbers are growing every day.

For those that are new to Instagram, the platform is designed for visual content—encouraging users to express themselves and share stories through images and videos.

As we tell our story, Instagram gives us a great opportunity to connect with those social media users who have similar interests, and it provides SDES an ideal platform to share our mission as it relates to epiphyllum.

Using Instagram social media as a tool, we're able to post photos and videos from events such as our Mother's Day Show and Sale, and our Garden Caravan—as well as additional sales events and activities to attract new members to our group. And, Instagram also provides a forum to showcase the beautiful bloom photos taken by our members. Be sure to check for frequent updates and follow us today!



Member Wish List and Off-Season Blooms

If there is an epi that you are looking for it's possible someone in the society might have it and is willing to share a cutting with you.

As a service and benefit to our members this list is being included in the newsletter. Send your wish list along with your contact information to the editor to have it included here.

Sal Castellitto: aclarasd@aol.com

'Buttercup', 'Christmas Elf', 'Spanish Gold', 'Christmas Kiss', 'Kiwi Honey Gold'

Casey Gerdes: casey@yogawithcasey.com
'Crystal Flash', 'Gladys Jones', 'Glow Bug', 'Kiwi Contradiction', 'Monastery Gardens', 'Ron Crain'

Carmela Griswold:

calcolors@gmail.com 'Massimo', 'Crystal Flash', 'Tassel', 'Lilac Time'

Oliver Lapuebla: OliverRyanLP@gmail.com
'Hedgehog'

Michal McKee: folklorist@gmail.com
'Elegans Lei', 'Mojave Gold'

Priscilla Merriam: pafmerriam@gmail.com
'Frida Kahlo', 'Gold Coin', 'Oberon', 'Ron Crain'

Anh Nguyen: anhsandiego@gmail.com
'Angel Falls'

Jim Nones: jan46@gmail.com
'Mother Juana', 'Mila A. Nones'

Leonora Rodriguez: 'Lenore Overture', 'Kinneloa', 'Spanish Flare'

Paula Reynolds: paularey@aol.com
'Sunset Cliffs', 'Voltaire'

Janice Wakefield:

jwakefield.home@gmail.com
'Bobby Brynildsen', 'Jasa', 'White Cloud'



Off-Season Blooms

This list is comprised of informal research on off-season epi blooms. Here you can track which epies have been blooming consistently off-season over the years. If you would like to add to the research and list what epies have been blooming in your garden, email the editor with your list of blooms. Here's what's been blooming this past month:

Barb Alvarez (Lemon Grove): 'Harald Knebel'

Carmela Griswold (Vista): 'DonOro'

David Cheever (San Diego): 'Chameleon', 'Jemo', 'Felcino Filou', 'Pixie Dust', 'Light N Bright'

Dean DeLibertis (National City): 'Felcino Filou', 'German Empress', 'Michael Rachfahl'

Forrest Ehbrecht (San Diego): 'Harald Knebel', 'Gold Charm', 'Alice's Pet', 'Ernst Gündchen'

Beth Jackson (San Diego): 'Felcino Filou', 'Christmas Elf', 'Saxon Heritage', 'Elena Knaris'

Barb Landon (Manhattan Beach): 'Fayette', 'Grace Ann'

Ken Maculan (Escondido) 'Lola Leah'

Jerry Moreau (San Diego) 'Jemo'

Off-Season Blooms (continued)

Paula Reynolds (Point Loma): 'EpiCon VII', 'Harald Knebel', 'Padre', 'Chameleon', 'Jalisco Passion', 'Triana', 'Gold Charm', 'Aztec Treasure', 'Ucayali Gold'

Species Blooming

Here is a list of all the species blooming:

Barb Alvarez (Lemon Grove): *R. Russellii*, *R. pilocarpa*


Dean DeLibertis (National City): *Epiphyllum oxypetalum*, *Epiphyllum hookeri*, *Epiphyllum hookeri* ssp. *Guatamalese*.

Forrest Ehbrecht (San Diego): *Selenicereus anthonyanus*, *E. hookeri*, *E. thomasianum*, *Selenicereus Pteranthus*.

Jerry Moreau (San Diego): *Disocactus anguliger*, *Lepismium cruciform* ssp. *florabunda*

Paula Reynolds (Point Loma): *Disocactus anguliger* - *Noller Uruapan*, *Epiphyllum crenatum* var. *chichicastengo*, *D. macranthus* (shown right), *Epiphyllum hookeri* ssp. *guatamalense* var. *Montrose*.

Off-Season Bloom Photos Submitted by Members



'Christmas Elf'
Photo: Beth Jackson



'German Empress'
Photo: Dean DeLibertis



'Michael Rachfahl'
Photo: Dean DeLibertis



'Felcino Filou'
Photo: Dean DeLibertis



'Felcino Filou'
Photo: Beth Jackson



'DonOro'
Photo: Carmela Griswold



Rhipsalis Russellii
Photo: Barb Alvarez

Epi News Submissions

News of interest to our SDES membership, and brief articles about our members, or our community are also welcome.

- Send any articles, photos, and questions.
- Send submissions as a Word or Google document. Items can also be sent as text pasted into an email body. No PDFs.
- Please limit formatting. Avoid excessive bolding or tabs. Avoid words in all CAPS. Please proofread and spellcheck, esp. names.
- Send photos as JPEGs attached in an email to submit to the editor.
- All photos need caption and photographer's name. Photos need photographer's permission.
- Use of photos is at the editor's discretion.
- Send videos as MP4 or as a YouTube link. Videos must have videographer's permission.
- Materials and submissions need contributor's name.
- All submissions are at the editor's discretion.
- Submissions are due by the 15th of the month for inclusion in the following month's *Epi News*.
- If you are not sure—send it anyway. Email the editor at: EpiNews@sdepies.org

Mission Statement

SDES is a community of epi growers who encourage the study of epies and the interchange of ideas on growing, displaying, and collecting epies and its related species.

SDES Officers for 2026¹

President	Dean DeLibertis
1st Vice President	David Cheever
2nd Vice President	Jerry Moreau
Treasurer	Gerry Mikas
Recording Secretary	Open
Membership Secretary	Beth Jackson
Immediate Past President	Carmela Griswold
Director 2025-26	Ken Maculan
Director 2026-27	Gilbert Hatfield
Director 2026-27	Linda Kruger
Director 2026-27	Mildred Mikas

¹ Click 'Title' hyperlink to email an officer.

Resources

As a benefit to our members we have compiled a list of epi resources available to you. If you are aware of any additional resources that you feel would benefit our members and you would like to have them included, please contact the editor.

Epi Nurseries:

Epi Haven - <https://epihaven.com/>

Epiphyllum World - Don Cravalho
<http://stores.ebay.com/epiphyllum-world>

Epic Foundation - Frank Süplie
www.epiphyllum.online

Garden Jewels Nursery - Katie Lutz
<http://gardenjewelsnursery.com/>

Heny's Epiphyllums - Heny Brandenburg
<https://www.facebook.com/emeraldmoonepiphyllums/>

Kakteen Haage - Ulrich Haage
<http://www.kakteen-haage.de/>

Pacific Epiphyllum - Chris Welcher
<http://www.pacificepiphyllum.com/>

Plant and Other Societies:

Cactus & Succulent Society of America

<https://cactusandsucculentsociety.org/>

SDES is an affiliate member and our members are welcome at their meetings and webinars. See their website for more information.

Epiphyllum Society of America

1st Tuesday of every month except in December or January at 7:30 p.m. <http://epiphyllums.org/>

Master Gardener Assoc. of San Diego County

<https://www.mastergardensd.org/>

Website includes: live meetings, programs, a blog, and items of interest for gardeners.

San Diego Botanical Garden Society

<http://www.sdbgf.org/>

San Diego Bromeliad Society

2nd Saturday of the month at 10:00 a.m.

<http://www.sandiegobromeliadsociety.org/>

San Diego Turtle and Tortoise Society

Meets on Zoom every 2nd Friday

<https://www.sdturtle.org/>

South Bay Epiphyllum Society

Meets quarterly. Check Facebook for dates

www.facebook.com/groups/511560205668403



What's in a Name? A Beautiful Flower of Course!

Embracing Change in the Garden and in Life by Jerry Moreau

Life is full of many things. It is the adventure of a lifetime: fun, exciting, sad, challenging, unjust, beautiful, and everything in between. I find so much of that reflected in my garden, especially among the epies and epiphytic cacti species I grow. People often ask, “How long does an epi flower last?” When they hear it lasts only a day or so, they’re usually disappointed. I tell them that’s what makes it special. Anticipation builds, the bloom opens in all its glory, and then, just as quickly, it’s gone.

Epies remind us to pause and appreciate the present moment, to truly savor what is before us. Their fleeting beauty is both a joy and a lesson. Peggy Orenstein, an American writer once wrote about the impermanence of life, saying: “The notion is called wabi-sabi life. Like the epi flower or the cherry blossom, it is beautiful because of its impermanence, not in spite of it; more exquisite because of its inevitable loss.”

This past year, our community has felt the sting of impermanence in more personal ways. We were saddened by the passing of two cherished members, Bill Green and Chuck Everson. At Bill’s funeral, many of us gathered to share memories of his kindness and joyful spirit. Stories flowed freely as we broke bread together. Though Bill and Chuck are no longer with us, their warmth and laughter remain alive in our hearts and the stories we share. Their absence reminds us that as much as we wish for people and moments to remain unchanged, life always moves forward. As Prague-born, Bohemian poet Rainer Maria Rilke wrote, “Let everything happen to you: beauty and terror. Just keep going. No feeling is final.”

We also experienced another kind of loss this year, the end of our long-standing partnership with the San Diego Zoo Wildlife Alliance Safari Park. After 50 years, SDES’s collection and display there

have come to a close, and our volunteer work in the epi garden has concluded. The decision was not ours, and not knowing why adds to the challenge and sadness. Still, we should take pride in what we accomplished—five decades of care, education, camaraderie, and beauty shared with each other and with the public. It was truly a remarkable run.

Change, though painful, always opens space for something new. As renowned American poet and playwright T. S. Eliot wrote, “What we call the beginning is often the end. And to make an end is to make a beginning. The end is where we start from.” With time, we will heal and move forward together.

The garden reminds us of this rhythm every day. As Heraclitus observed, “Everything flows and nothing stays.” Thich Nhat Hanh added, “It is not impermanence that makes us suffer; what makes us suffer is wanting things to be permanent when they are not.” In our

gardens, we see how blooms fade, seeds fall, and new life rises again. So let us be gentle with ourselves as we adapt, finding peace in the present moment. American poet Emily Dickinson captured the thought perfectly: “Forever is composed of nows.”

American-born Tibetan Buddhist Pema Chödrön offers this comforting truth: “Impermanence is a principle of harmony. When we don’t struggle against it, we are in harmony with reality.” And as the Serenity Prayer reminds us, may we have the serenity to accept what we cannot change, the courage to change what we can, and the wisdom to know the difference.

Knowing that difference helps me find love and forgiveness for myself and for others. So, I choose to flow along with life, live in the moment, and see beauty in everything.



‘Pure of Heart’

Photo: SDES Archives

What's in a Name? A Beautiful Flower of Course! Continued



'Heartbreaker'
Photo: SDES Archives




'Thirty Heartbeats'
Photo: Rudolf Hessing




'Mini Dear Heart'
Photo: Jerry Moreau



'After The Fall'
Photo: SDES Archives



'Forgiven'
Photo: Jerry Moreau



'Gentle Heart'
Photo: SDES Archives

We Leave You With This — *More Beautiful Blooms*



'Thirty Kisses'
Photo: Rudolf Hessing




'Kiwi Heartbreaker'
Photo: SDES Archives




'Heartache'
Photo: Jerry Moreau



'Follow Your Heart'
Photo: Robert Kuettle



'Dear Heart'
Photo: George French



'Sweet Kisses'
Photo: Roger Chapin



Mother's Day Show 2026

Epies: Nature's Paintbox

May 9-10, 2026