



# Epi News

*San Diego Epiphyllum Society, Inc.*

April 2026  
Volume 51 Number 4



## **'Kiwi Honey Flash'**

Size: Medium

Hybridizer: Yvonne & Andrew Brunton

Photo: Carmela Griswold

**San Diego Epiphyllum Society, Inc. (SDES)**

P.O. Box 126127  
 San Diego, CA 92112-6127  
*Epi News* is published monthly by  
 San Diego Epiphyllum Society, Inc.  
 SDES Website: <https://sdepies.org/>

**Copyrights**

Copyrights of byline articles belong to the authors. Other contents ©2026 SDES. All rights reserved. Photo credit SDES archives unless noted.

Editor: JK Hendershot

[EpiNews@sdepies.org](mailto:EpiNews@sdepies.org)

Design and layout: JK Hendershot

**Membership**

Single \$15.00 per year.

Dual \$20.00 per year.

<https://san-diego-epiphyllum-soc.square.site/>

**Have You Moved?**

If you have moved or recently changed your physical OR email address, please update your address so that you can continue to receive your newsletter without interruption.

Send your updates to:

San Diego Epiphyllum Society c/o Membership  
 P.O. Box 126127, San Diego, CA 92112-6127.

OR email [Membership@sdepies.org](mailto:Membership@sdepies.org)

For faster response mail directly to Beth Jackson, Membership Secretary—their address can be found on the membership roster.


**Inside This Issue**

Keeping in Touch	3
President’s Corner Message / Meeting Program	4
Now Is the Time Checklist	5
Workshop Corner: Rat Lungworm Detected	6
Get Ready—May 16th SDES Garden Caravan	7
Turtle & Tortoise Show/SDES Cutting Party	8
Getting Flowers to the Show in Good Shape	9-10
Chilling Those Early Blooming Epi	11
Off Season Blooms / Local Events in San Diego	12
News Notes, Social Media + Refreshments	13
Member Wish List, Off-Season Blooms	14
More Off Season Bloom Photos	15
Epi Resource Page	16
What’s in a Name? A Beautiful Flower	17-19
MDS Show 2026 - Epies: Nature’s Paintbox	20

**Calendar of Events**

April	1	Board Meeting
	4 - 5	<a href="#">S. D. Turtle and Tortoise Show &amp; Adoption</a>
	8	General Meeting
	25 - 26	<a href="#">Del Mar Spring Home &amp; Garden Show</a>
May	2	<a href="#">Spring Garden Festival Cuyamaca College</a>
	3	<a href="#">SDES Cutting/Sorting Party</a> at Dean’s
	6	Board Meeting
	9 -10	Mother’s Day Show & Sale
	13	General Meeting \$1 Sale left over cuttings
	16	SDES Epi Garden Caravan
	17	<a href="#">ESA Show &amp; Sale</a>
June	3	Board Meeting
	10	General Meeting

General Meetings are held on the second Wednesday of each month. We are doing our best to have a presence both in person and online. The meeting begins at 7:30 p.m. and the pre-meeting workshop is at 7:00 p.m. The Zoom room will open at 7:00 p.m. Check your email for instructions and links. Board Meetings are the first Wednesday of the month at 7:00 p.m., and are online. All members are welcome to attend the board meeting. If you are interested in attending, please request the online Zoom link from the Membership Secretary, or the President.



**On the Cover:  
 April 2026**

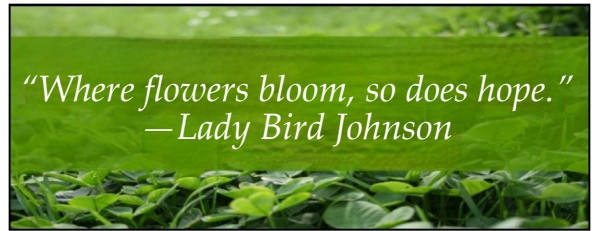
Photo:  
 Carmela Griswold

A beautiful off-season bloom photo submitted by Carmela Griswold. ‘Kiwi Honey Flash’ - Y&AB 2009 Inner petals light yellow with yellow midstripe or white with light yellow midstripe. Overlapping, open funnel form. Small, flat and three-angled basket growth. {M} ‘Honey Bear’ x ‘Lotto’. Reg. #13376.

# We Are Keeping in Touch


Our members are the most important part of our society. Together we create more beauty to enjoy.

As with any group, we are more effective and stronger when we are unified together—and our membership spans the globe! Although the epies are what bring us together at first, lifelong friendships are made in the society. Knowledge, plants, passions, and stories of those who came before us are shared between members—and everyone has fun!



Membership Secretary: Beth Jackson at 858-692-0314 or [Membership@sdepies.org](mailto:Membership@sdepies.org)


Newsletter Editor: JK Hendershot at 619-301-3587 or [EpiNews@sdepies.org](mailto:EpiNews@sdepies.org)



*Radiant 'Red Barbara' MP*  
Photo: Beth Jackson

Keeping You in our Thoughts and Prayers  
Gerry Mikas, Mildred Mikas, and Jim Nones

New Members  
Jeremy Guerrero, Fallbrook, CA



*Disocactus nelsonii*  
Photo: Beth Jackson

# We Need Your Help

If you have epies (cuttings or plants), succulents, interesting garden items, or other plants you would like to donate to stock and increase the variety of items on our raffle table, we need your help. To make a donation or to obtain more information on how you can help, please contact director, and raffle table coordinator, Paula Reynolds via email at [paularey@aol.com](mailto:paularey@aol.com) with your ideas and questions.

**Help Preserve a Living Treasure: Support the SDES Epiphyllum Collection**  
The San Diego Epiphyllum Society proudly stewards one of the world's most extensive collections of epiphyllum hybrids—a dazzling array of color, form, and botanical wonder. This remarkable living archive is lovingly maintained by a team of passionate volunteers who dedicate their time and expertise to its care. To ensure the continued vitality of this collection, SDES relies on the generosity of donors. Every contribution helps sustain the beauty and legacy of these extraordinary plants.

**Leave a Lasting Legacy: Consider including SDES in your will or trust.** Your planned gift will help safeguard this irreplaceable collection for generations to come..

## President's Corner — *From President Dean DeLibertis*



Dear SDES Members:

Just wanted to put a special Thank You out there for all of our foster EPI parents. For those of you growing for the club and those of you who are fostering the club's collection. Our 4-inch pot foster parents who have been growing for a year deserve a big thank you.

May 8th, the Friday before the Mother's Day weekend between the hours of 9:00 a.m. and 2:00 p.m. I will need you to return them. You can return them right to the Casa DEL Prado. Right where we have our meetings. That will be the best time for anybody else who has plant donations to drop off as well.

At the next general meeting in April, we need to answer THE QUESTION: "Do we want to create our own shade house and collection?" If you answer yes, you're on the committee. You would need to find a place, create a budget, and you would need to show that you have enough volunteers to maintain it. If yes, we will need to ask our foster parents to hang in there. If the answer is NO, do we want to sell the club's Plants at Mother's Day—this year or next?

Think on it, this is your club! We are all looking forward to seeing you at our next general meeting to be held in April..

*Dean*

## Meeting Program & Workshop

**Pre-Meeting Workshop:** For this month's pre-meeting workshop, Jerry Moreau will be discussing "How to Prepare Flowers For the Mother's Day Show". An article written by Patricia Neal in this month's issue provides additional tips for transporting and preparation as well. Join us in March for the workshop which will be held in Casa Del Prado Room 104 at 7:00 p.m.


**April Program:** Our April meeting will be held on April 8, 2026 in Casa Del Prado Room 101 at 7:30 p.m. Sandra Chapin will be giving examples of past Mother's Day tables and their displays to inspire our members for this year's show. You won't want to miss this informative discussion. Zoom begins at 7:00 p.m. for socializing, and the online meeting will join the live meeting at 7:30 p.m.

**March Program:** Our March meeting was held on March 11, 2026 in Casa Del Prado Room 101 at 7:30 p.m. A representative from the San Diego Bromeliad Society gave an informative presentation on "The Care and Growing of Bromeliads". They provided valuable insight into growing and properly caring for Bromeliads.




*Two beautiful photos of Disocactus quezaltecus—a rare, epiphytic cactus native to the cloud forests of Guatemala, at high altitudes (1800-2150m). It features long (up to 2 meters), flat, toothed stems and produces small, brightly colored, magenta/red, upward-bent flowers with far-protruding stamens.*

Photos: Jerry Moreau




## Now Is the Time—Seasonal Checklist

- ✓ Keep plants in filtered sunlight to develop buds. If mature plants have not yet budded, try moving them to a sunnier spot or location.
- ✓ Check labels on pots for fading. Can you still read the plant's name? Aside from labeling the pot and the plant, many growers go one step further and bury a plastic marker with the name of the plant written on it as an extra means of identification—just in case.
- ✓ Check for snails, aphids and ants. Ants are attracted to the nectar in developing buds, but do no damage to epies. However, their presence is an indication that mealy bugs (which are brought in by ants) may be on the plant or in the soil. Small infestations may be controlled with a 50-50 solution of water and isopropyl alcohol. Larger infestations may require chemical treatment such as Malathion. When using chemicals to control pests, be sure to read labels and follow instructions completely.
- ✓ Check for scale insects. Little spots that can be flicked off with your fingernail are probably scale. They should be removed promptly with soapy water. You may have to repeat treatment. Again chemical treatment may be necessary for large infestations.
- ✓ Don't relocate plants that are developing buds. This can cause buds to drop. However, some bud drop is normal. A plant may set more buds than it can support and will naturally shed some.
- ✓ Ensure developing buds have room to grow. Hanging plants need enough space between plants for the flowers to open freely. Trellised plants also need space for blossoms to open, so ensure that ties holding the plant aren't constricting buds.
- ✓ De-bud young plants. Some of last year's cuttings will set buds—most of which will not develop into full buds or blooms. Pinching off these buds will redirect the plant's energy back into its roots to form new branches, making for a fuller, healthier mature plant in the future. However, some people prefer to leave the buds alone, letting nature take its course as they drop off of their own.
- ✓ Continue planning your display for the Mother's Day Show. You can enter a full, half, or mini table display or flower arrangement based on the three themes.



*'Elise'*

Photo: Paula Reynolds



*'Small Talk'*

Photo: Paula Reynolds

# Workshop Corner: Rat Lungworm Detected in San Diego County and Southern California

*Editor's Note: An article entitled "Neuro Disease Rat Lungworm Found in Area" was featured on the front page of the San Diego Union Tribune on Saturday March 7, 2026. As most all of us work in our gardens and come in contact with snails and slugs, we wanted to arm you with the information.*

Rat lungworm (*Angiostrongylus cantonensis*), a dangerous parasitic worm that causes severe neurological disease, has officially been detected in San Diego County, marking its first established presence in California. The parasite, which causes eosinophilic meningitis, was identified in local rats and opossums, with researchers warning that it poses a significant health risk to residents.<sup>1</sup> Infection occurs by consuming raw and/or undercooked snails, slugs, or contaminated produce.

## Discovery in San Diego

Recent research from the San Diego Zoo Wildlife Alliance and published by the CDC, confirmed the presence of *A. cantonensis* in local wildlife, specifically in rats and Virginia opossums.<sup>2</sup> The discovery was prompted by the death of a zoo animal (a parma wallaby) in December 2024, which showed symptoms of severe neurological distress, including head shaking and limb rigidity. Subsequent testing found the parasite in local rat populations, confirming its establishment in Southern California.

## Transmission and Life Cycle

The parasite, *Angiostrongylus cantonensis*, has a complex life cycle, primarily involving rats and snails/slugs. Rats, the definitive host, consume infected snails, allowing the worm to mature in their lungs. The parasite is then excreted in rat feces. Snails and slugs become intermediate hosts by consuming this fecal matter.<sup>3</sup> Humans, or other animals, become infected when they accidentally ingest these intermediate hosts—often small, juvenile snails or slugs hidden on raw produce like lettuce or leafy greens.

## Symptoms in Humans

While many infections may be mild or asymptomatic, the parasite can cause a rare but serious type of meningitis, known as eosinophilic meningitis. Symptoms typically appear 1–3 weeks after exposure and include:

- Severe headache
- Nausea and vomiting
- Stiff neck
- Tingling or painful skin sensations



The life cycle of rat lungworm.

Photo: foodsafteynews.com

With the parasite now confirmed in the region, public health officials advise taking extra precautions, especially for children, the elderly, and those handling produce.<sup>4</sup>

## Wash Produce Thoroughly:

Carefully wash all fruits and vegetables under running water to remove any small snails or slugs.

## Avoid Raw Snails/Slugs:

Do not eat raw or undercooked snails, slugs, freshwater crabs, or shrimp.

## Control Pests:

Manage snail, slug, and rat populations that may be present around your home.

**Handle with Care:** Wear gloves when handling snails or cleaning gardening tools.<sup>5</sup>

While the discovery is concerning, most individuals with rat lungworm infection recover, often without specialized treatment. However, it is crucial to seek medical attention if symptoms arise, especially after eating raw produce, as early intervention with medication can be effective. If you are in doubt seek medical attention immediately.

## Notes:

<sup>1</sup> Los Angeles Times March 6, 2026.

<sup>2</sup> cbs8.com, [Brain-infecting worms, known as 'rat lungworm,' detected in San Diego County.](#)

<sup>3</sup> Centers for Disease Control and Prevention, YouTube Channel. [What is Rat Lungworm Disease?](#)

<sup>4,5</sup> Centers for Disease Control and Prevention, [About Rat Lungworm Disease.](#)

# Get Ready for the May 16<sup>th</sup> SDES Garden Caravan

Spring is here and our gardens are bursting back to life! Flowers are budding, some already blooming, and that can only mean one thing—it’s time to get ready for our annual May Garden Caravan. A highlight of the season will be on Saturday, May 16th, so mark your calendars now. You won’t want to miss it—some wonderful gardens are already on the list, and more are sprouting up soon!

There are two ways you can help make this year’s Caravan a success:

## 1. Gardens to Visit

We’re still looking for a few more gardens to include on the tour. Would you consider opening your garden? There’s no cost, and preparation is simple. Whether you grow ten epies or hundreds, we’d love to showcase your space.

To volunteer your garden, please contact Jerry Moreau by phone or text at 619-208-7654, email

[jerrysdca@cox.net](mailto:jerrysdca@cox.net), or speak with him at the next meeting.

## 2. Members to Attend

You can sign up in several ways 1.) Online via the Store on the Society’s website, 2.) At the meeting (check/cash/credit card), or 3.) By sending in a check with ‘Garden Caravan’ in the memo to: San Diego Epiphyllum Society, P.O. Box 126127, San Diego, CA 92112-6127

Cost to attend is \$20/per person. The Society covers the remaining costs. The price of admission includes lunch at the final stop. Members whose gardens are on the tour participate at no charge.

If you have any questions, please see Jerry Moreau at the General Meeting or contact him directly.

We’re looking forward to a beautiful day of gardens, blooms, and great company—see you in May!



Photos: JK Hendershot

# Epi Cutting/Sorting Party to be Held Sunday, May 3

By Dean DeLibertis



SDES will hold its annual Epi Cutting/Sorting Party on Sunday, May 3, 2026, from 12:00 Noon to 4:00 p.m. The event will be hosted by Dean DeLibertis.

Take the morning to get your coffee, wander into your gardens, and then we'll give you the opportunity to give back to the organization that has given you so much.

The event is in preparation for our upcoming Mother's Day Sale, and we depend on members like you to assist in donating, labeling, and sorting cuttings in advance of our sale.

If you are unsure how to make a cutting, the newsletter has a great informative article and pictures—or just cut really big pieces and bring them along. We will be serving lunch at around 12:00 p.m.

Supplies will be provided, but feel free to bring additional copies of the ESA Registry and black Sharpies.

The event will be held at Dean's home at 3035 East 7<sup>th</sup> Street in National City, CA 91950.

Even if you do not have a cutting to spare, you are invited to help sort and enjoy the garden. We are a social organization after all. We welcome you to the hanging gardens of Babylon.

We hope to see you there. If you are unable to attend and have cuttings to donate please contact Dean DeLibertis so we can coordinate a pick-up. Photo: Dean DeLibertis

## Annual Balboa Park Turtle & Tortoise Show plus Plant Sale—Terrapins, Tortoise and Epies, Oh My!

Join us April 4 - 5, 2026 at Balboa Park for the annual [Turtle & Tortoise Show plus Plant Sale](#). The event will be held at the Casa del Prado in Room 101. Come learn about turtle and tortoise care and adoption at the annual show, which features turtles (aquatic reptiles) along with tortoises (their land-dwelling counterparts.)

The program includes an exhibit of rare and endangered turtle and tortoise species, on-site adoptions and the sale of plants and other gift items. The event will feature a water turtle pond, giant tortoises



and more. Proceeds benefit the turtles and tortoises. Guests can check out animals that are available for adoption and you can purchase plants, t-shirts and other turtle and tortoise-themed gifts.

It's fun for the whole family and a great way to spend Easter weekend. We hope to see you there.

## Mother's Day Show 2026—“Epies: Nature's Paintbox”

# Tricks of the Trade—Getting your Flowers to the Show in Perfect Shape *by Patricia Neal*

How do you transport your epi blooms so they retain their shape, don't stick to other flowers and don't get damaged on the way to the Mother's Day Show? Here are some proven methods used by our members:

### **Keep your epi flower petals from sticking to other epies:**

Use funnel-shaped coffee filters. They're cheap and the petals don't stick to the filter. Cut a hole in the bottom for the stem. Before putting the flower in the filter, write the name of the flower on the outside of the filter.

### **Transport your blooms without disaster:**

Many members use the black nursery trays that have the large, open mesh which is the perfect size for the base of an epi flower. You can fit a dozen or more blooms in a tray if they are protected in a funnel-shaped papers or coffee filters. To create a more stable “box” put this tray in another tray if you can find two trays that fit well together.

Some exhibitors use boxes and punch holes in them to hold the flowers.

Others fill a box with plastic or paper cups and place one flower in each.

Transporting them in water doesn't seem to be vital to the overall well-being of the bloom.

### **Keeping your flowers looking their best:**

Most blooms hold up well during the show, but there are a few more delicate ones that need a bit of water to help them last the day.

Most members use plain water in small tubes, glasses, or vases.

Bring your own small watering can to put water in your vases or cups at the show. Also bring a pail or other container to use after the show when you empty your vases and dispose of water in the drain or onto soil outdoors. (Be sure to mop up any spill

*Continued on the next page*



*Getting our flowers to the show in good condition can be a challenge. One of the most efficient ways for large numbers of flowers is to place each flower in a “cone” that holds the shape of the flowers and protects from rubbing against each other damaging petals. Materials used for cones can be recycled paper as shown above middle photo or conical-shaped coffee filters—just cut off the sealed bottom edge and presto— instant flower protection.*



Photos: SDES Archives

## Mother's Day Show 2026—“Epies: Nature's Paintbox”

# Tricks of the Trade—Getting your Flowers to the Show in Perfect Shape *Continued*

before the show opens and dispose of the water appropriately after the show.)

A few members add a small amount of 7-Up to the water (1 tbspc. per quart). The acidic citrus component acts as an antibacterial agent; the sugar helps maintain freshness. However, this isn't necessary for all flowers. The amount of time available for placing large amounts of flowers in a display is so short that you won't always have time to finish all the fine details.

Others don't put epies in water at all and the flowers do well most of the day. It depends on whether you twist the flower off the branch and keep the base of it intact or whether you cut off the flower, leaving an open end. This cut end will often ooze a lot of moisture or “sap” that can leave a bit of mess. Many wrap tin foil around the cut end to keep moisture in and keep sap from getting all over.

If the bloom is really large and/or floppy, you can keep it in its “funnel” to help maintain its shape; although this doesn't always show the flower at its best. Some exhibitors cut a hole in a paper plate to help support the petals which helps show the entire flower.



*With flexible coffee filters, several flowers can be transported in a nursery tray—either a large-holed one used upside down or laid inside one with holes too small for the epi base to fit through. Writing the name of the flower on the outside of the coffee filter helps to quickly identify the flower when you get to the show room.*



*Paper or plastic cups are also good for moving flowers. Keep the cups upright inside trays with taller than usual sides since trays are notoriously unstable with light loads. Or put the cups in a box. Above photo: These flowers have the added protection of a plastic cone around each one for added protection against petals rubbing against each other and damaging the petals.*



*Boxes can also be used. A shoe box with a lid is a good way to move a few flowers—just poke holes in the lid. No lid? Turn the box upside down and poke holes in the bottom. Write the name of the flower on the box next to the flower.*

## Mother's Day Show 2026—“Epies: Nature's Paintbox”

### Tricks of the Trade—Chilling Those Early Blooming Epiphyllum Flowers *by Patricia Neal*

In the weeks leading up to the show, we eagerly monitor our epies for those that will bloom for the show. Which ones look like they'll open the night before? Which ones will open the morning of the show? Nothing is more frustrating than coming home after the show to find the really gorgeous one that wasn't open in the morning decided to open while you at the show. But equally frustrating are the flowers that open a couple days before the show and you know they won't last for the big event.

While there's nothing you can do if a flower just won't open in time, there is something you can try to keep a newly open—or almost open—flower looking fresh. Chill it!

Epi lovers have long experimented with keeping epies in the refrigerator to varying degrees of success. However, the late Galen Pittman experimented and found a successful method. In the Spring 2003 edition of ESA's *The Bulletin*, he shared the results of his experiments and how he found that epi blossoms can be maintained for several days in the refrigerator.

- Select a section of your fridge that can accommodate a plastic container with a lid. It should be in the least cool area, usually near the bottom so they don't freeze.
- The container can be any kind of shallow plastic one that fits your fridge. The air circulating in the fridge will dry out epi petals unless they are in an air tight container. Keep in mind that you don't want to pack the epies too closely or on top of each other.
- Line the bottom of the container with a terry cloth towel folded into several layers. Saturate the towel with cold water. This can be done a few days in advance and kept cool in the fridge until you're ready to cut flowers.
- When a flower just opens or is almost open, place it in a cone-shaped coffee filter with the bottom cut off. This will hold the flower petals in its normal funnel-shape. However, with flowers that have recurving outer petals, it's best to cut them just before they open so that those back-curling petals aren't damaged.




### Keeping your Names Straight

Show days start very early and very dark when it's time to collect flowers for our displays. If you have a good-sized collection, it can be a daunting task to head out with flashlight and clippers to find those open blooms. Make it easier on yourself! Go out the day before and tag all the flowers that are open or might open that night. In the dark morning your flashlight will easily illuminate all the dangling tags and you won't have to take time to write the names down. Then take one last cruise through the plants looking for any un-tagged open flowers you missed the day before; epies always surprise us with blooms we weren't expecting.

# Off-Season Blooms and Local Events in San Diego



Left: A rarer off-season bloom — 'Kiwi Honey Bright' Y&AB 2008. Light yellow petals with darker yellow outer petals.



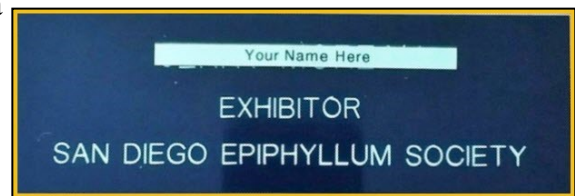
Right: 'Tofu' SHI 2005. inner white petals with very pale yellow outer petals.

Photos: Paula Reynolds

## Order Your Exhibitor Name Plate Now

Be ready for the Mother's Day Show by ordering an exhibitor's name plate for your display table. This 2" x 6" engraved plate comes in blue, green, or red with a brass stand. The cost is \$20.00. Don't forget to order your name badge too. **(Not required to enter show).**

You can purchase it through the SDES website or contact Gerry Mikas at 760-690-1124, via email: [gmikas@cox.net](mailto:gmikas@cox.net), or see him at the general meeting.



**(Not required to enter show)**

*Save the Date!*

Forever Balboa Park's inaugural

### Balboa Park Garden Party

Saturday, June 6, 2026  
The Botanical Building & Central Gardens  
Balboa Park, San Diego

*Something beautiful is blooming...*

FOREVER BALBOA PARK

## SPRING Garden & Butterfly Festival

**Saturday May 2nd**  
9am - 3pm  
900 Rancho San Diego Pkwy, El Cajon  
Cuyamaca College

- Plant Sales
- Craft Vendors
- Butterfly Releases
- Cuyamaca College Open House
- Food Trucks
- Live Music
- Family Activities
- Non profit booths

**FREE ADMISSION** **FREE PARKING**

[www.thegarden.org](http://www.thegarden.org)

# News Notes, Social Media + Refreshments

## Got an Old Box? Save it for the Mother's Day Sale!

SDES is requesting that you save any gently used, small to medium-sized shipping boxes such as UPS, Amazon, etc., so they might be repurposed for our sale. This will provide customers a convenient way to transport their purchases. If you care to “break them down” we can always tape the bottoms the day of the sale. You can bring them to our scheduled cutting party, or contact Dean DeLibertis at [hawaiiwiamea@yahoo.com](mailto:hawaiiwiamea@yahoo.com).



Photo: JK Hendershot



## Monthly Refreshment Schedule

January	C—G	July	Society
February	H—L	August	H—L
March	M—Q	September	M—Q
<b>April</b>	<b>R—U</b>	October	R—U
May	V—B	November	V—B
June	C—G	December	Banquet



## San Diego Epiphyllum Society Grows With Instagram Social

The San Diego Epiphyllum Society recently launched a new Instagram account [@SDepisociety](https://www.instagram.com/SDepisociety). At the time of this publication, we have over 70 followers and the numbers are growing every day.

For those that are new to Instagram, the platform is designed for visual content—encouraging users to express themselves and share stories through images and videos.

As we tell our story, Instagram gives us a great opportunity to connect with those social media users who have similar interests, and it provides SDES an ideal platform to share our mission as it relates to epiphyllum.

Using Instagram social media as a tool, we're able to post photos and videos from events such as our Mother's Day Show and Sale, and our Garden Caravan—as well as additional sales events and activities to attract new members to our group. And, Instagram also provides a forum to showcase the beautiful bloom photos taken by our members. Be sure to check for frequent updates and follow us today!

# Member Wish List and Off-Season Blooms

If there is an epi that you are looking for it's possible someone in the society might have it and is willing to share a cutting with you.

As a service and benefit to our members this list is being included in the newsletter. Send your wish list along with your contact information to the editor to have it included here.

**Sal Castellitto:** [aclarasd@aol.com](mailto:aclarasd@aol.com)

'Buttercup', 'Christmas Elf', 'Spanish Gold', 'Christmas Kiss', 'Kiwi Honey Gold'

**Casey Gerdes:** [casey@yogawithcasey.com](mailto:casey@yogawithcasey.com)  
'Crystal Flash', 'Gladycy Jones', 'Glow Bug', 'Kiwi Contradiction', 'Monastery Gardens', 'Ron Crain'

**Carmela Griswold:**

[calcolors@gmail.com](mailto:calcolors@gmail.com) 'Massimo', 'Crystal Flash', 'Tassel', 'Lilac Time'

**Oliver Lapuebla:** [OliverRyanLP@gmail.com](mailto:OliverRyanLP@gmail.com)

'Hedgehog'

**Michal McKee:** [folklorist@gmail.com](mailto:folklorist@gmail.com)

'Elegans Lei', 'Mojave Gold'

**Priscilla Merriam:** [pafmerriam@gmail.com](mailto:pafmerriam@gmail.com)

'Frida Kahlo', 'Gold Coin', 'Oberon', 'Ron Crain'

**Anh Nguyen:** [anhsandiego@gmail.com](mailto:anhsandiego@gmail.com)

'Angel Falls'

**Jim Nones:** [jan46@gmail.com](mailto:jan46@gmail.com)

'Mother Juana', 'Mila A. Nones'

**Leonora Rodriguez:** 'Lenore Overture',

'Kinneloa', 'Spanish Flare'

**Paula Reynolds:** [paularey@aol.com](mailto:paularey@aol.com)

'Sunset Cliffs', 'Voltaire'

**Janice Wakefield:**

[jwakefield.home@gmail.com](mailto:jwakefield.home@gmail.com)

'Bobby Brynildsen', 'Jasa',

'White Cloud'



## Off-Season Blooms

This list is comprised of informal research on off-season epi blooms. Here you can track which epies have been blooming consistently off-season over the years. If you would like to add to the research and list what epies have been blooming in your garden, email the editor with your list of blooms. Here's what's been blooming this past month:

**Barb Alvarez** (Lemon Grove): 'Harald Knebel'

**Carmela Griswold** (Vista): 'Kiwi Honey Flash'

**David Cheever** (San Diego): 'Chameleon', 'Jemo', 'Felcino Filou', 'Pixie Dust', 'Light N Bright', 'Fluid Orange'

**Dean DeLibertis** (National City): 'Kiwi Honey Glow', 'Kiwi Honey Gem', 'Guiding Star', 'Fluid Orange', 'Michael Rachfahl', 'Sassy Sandra'

**Forrest Ehbrecht** (San Diego): 'Harald Knebel', 'Gold Charm', 'Thirty Wishes', 'Seahorses'

**Beth Jackson** (San Diego): 'Red Barbara', 'Christmas Elf', 'Saxon Heritage', 'Elena Knaris'

**Barb Landon** (Manhattan Beach): 'Fayette', 'Grace Ann'

**Ken Maculan** (Escondido) 'Lola Leah'

## Off-Season Blooms (continued)

**Jerry Moreau** (San Diego) 'Ucayali Gold'

**Paula Reynolds** (Point Loma): 'Small Talk', 'Harald Knebel', 'Elise', 'Chameleon', 'Jalisco Passion', 'Triana', 'Gold Charm', 'Aztec Treasure', 'Ucayali Gold', 'Tofu', 'Kiwi Honey Glow'

## Species Blooming

Here is a list of all the species blooming:

**Barb Alvarez** (Lemon Grove): *R. Russellii*, *R. pilocarpa*

**Dean DeLibertis** (National City): *Epiphyllum oxypetalum*, *Epiphyllum hookeri*, *Epiphyllum hookeri* ssp. *Guatamalese*.

**Forrest Ehbrecht** (San Diego): *Selenicereus anthonyanus*, *E. hookeri*, *E. thomasianum*, *Selenicereus Pteranthus*.

**Jerry Moreau** (San Diego): *Disocactus anguliger*, *Disocactus quezaltecus*

**Paula Reynolds** (Point Loma): *Disocactus anguliger* - *Noller Uruapan*, *Epiphyllum crenatum* var. *chichicastengo*, *D. macranthus*, *Epiphyllum hookeri* ssp. *guatamalense* var. *Montrose*.

# Off-Season Bloom Photos Submitted by Members



*'Thirty Wishes'*  
Photo: Forrest Ehbrecht



*Pfeiffera myagawae*  
Photo: Beth Jackson



*'Fluid Orange'*  
Photo: David Cheever




*'Clarity's Neon Spark'*  
Photo: Dean DeLibertis




*'Sassy Sandra'*  
Photo: Dean DeLibertis



*'Kiwi Honey Gem'*  
Photo: Dean DeLibertis



*'Guiding Star'*  
Photo: Dean DeLibertis



*'Kiwi Honey Glow'*  
Photo: Dean DeLibertis



*'Michael Rachfahl'*  
Photo: Dean DeLibertis

## Epi News Submissions

News of interest to our SDES membership, and brief articles about our members, or our community are also welcome.

- Send any articles, photos, and questions.
- Send submissions as a Word or Google document. Items can also be sent as text pasted into an email body. No PDFs.
- Please limit formatting. Avoid excessive bolding or tabs. Avoid words in all CAPS. Please proofread and spellcheck, esp. names.
- Send photos as JPEGs attached in an email to submit to the editor.
- All photos need caption and photographer's name. Photos need photographer's permission.
- Use of photos is at the editor's discretion.
- Send videos as MP4 or as a YouTube link. Videos must have videographer's permission.
- Materials and submissions need contributor's name.
- All submissions are at the editor's discretion.
- Submissions are due by the 15<sup>th</sup> of the month for inclusion in the following month's *Epi News*.
- If you are not sure—send it anyway. Email the editor at: [EpiNews@sdepies.org](mailto:EpiNews@sdepies.org)

### Mission Statement

SDES is a community of epi growers who encourage the study of epies and the interchange of ideas on growing, displaying, and collecting epies and its related species.

## SDES Officers for 2026<sup>1</sup>

<a href="#">President</a>	Dean DeLibertis
<a href="#">1<sup>st</sup> Vice President</a>	David Cheever
<a href="#">2<sup>nd</sup> Vice President</a>	Jerry Moreau
<a href="#">Treasurer</a>	Gerry Mikas
<a href="#">Recording Secretary</a>	Open
<a href="#">Membership Secretary</a>	Beth Jackson
<a href="#">Immediate Past President</a>	Carmela Griswold
<a href="#">Director 2025-26</a>	Ken Maculan
<a href="#">Director 2026-27</a>	Gilbert Hatfield
<a href="#">Director 2026-27</a>	Linda Kruger
<a href="#">Director 2026-27</a>	Mildred Mikas

<sup>1</sup> Click 'Title' hyperlink to email an officer.

## Resources

As a benefit to our members we have compiled a list of epi resources available to you. If you are aware of any additional resources that you feel would benefit our members and you would like to have them included, please contact the editor.

### Epi Nurseries:

Epi Haven - <https://epihaven.com/>

Epiphyllum World - Don Cravalho  
<http://stores.ebay.com/epiphyllum-world>

Epic Foundation - Frank Süplie  
[www.epiphyllum.online](http://www.epiphyllum.online)

Garden Jewels Nursery - Katie Lutz  
<http://gardenjewelsnursery.com/>

Heny's Epiphyllums - Heny Brandenburg  
<https://www.facebook.com/emeraldmoonepiphyllums/>

Kakteen Haage - Ulrich Haage  
<http://www.kakteen-haage.de/>

Pacific Epiphyllum - Chris Welcher  
<http://www.pacificepiphyllum.com/>

### Plant and Other Societies:

#### Cactus & Succulent Society of America

<https://cactusandsucculentsociety.org/>

SDES is an affiliate member and our members are welcome at their meetings and webinars. See their website for more information.

#### Epiphyllum Society of America

1<sup>st</sup> Tuesday of every month except in December or January at 7:30 p.m. <http://epiphyllums.org/>

#### Master Gardener Assoc. of San Diego County

<https://www.mastergardnersd.org/>

Website includes: live meetings, programs, a blog, and items of interest for gardeners.

#### San Diego Botanical Garden Society

<http://www.sdbgf.org/>

#### San Diego Bromeliad Society

2<sup>nd</sup> Saturday of the month at 10:00 a.m.

<http://www.sandiegobromeliadsociety.org/>

#### San Diego Turtle and Tortoise Society

Meets on Zoom every 2nd Friday

<https://www.sdturtle.org/>

#### South Bay Epiphyllum Society

Meets quarterly. Check Facebook for dates

[www.facebook.com/groups/511560205668403](http://www.facebook.com/groups/511560205668403)



# What's in a Name? A Beautiful Flower of Course!

## *The Beautiful Hybrids of Svante Lunqvist* by Jerry Moreau

Svante Lunqvist of Sweden is a longtime member and dear friend of SDES. He is an outstanding epi grower and devoted gardener. Over the years, Svante has visited Southern California to see the epi shows, attend EpiCons, connect with friends and members, add new plants to his collection and even get married.

He lives in an area on the west coast, in southwestern Sweden, about halfway between the capital cities of Copenhagen (Denmark) and Oslo (Norway). Living in Sweden presents challenges for an epi enthusiast. Svante grows his plants in a greenhouse that must be heated during the winter months. Although Svante's specific location doesn't experience harsh winters, temperatures do hover around freezing. January and February receive the fewest daylight hours of about eight hours each day—so maintaining warmth is essential. Epies do not tolerate prolonged cold, so keeping the greenhouse heated is a must for survival.

Svante has been a delightful friend as I have come to know him through the years. During EpiCon X in 2008, he married his wife, Marika, in the epi

shade house at the SDZWA Wild Animal Park, in Escondido, CA (below left). He was also a close friend of George French (shown center page), who honored their friendship by naming three hybrids after Svante and his family: 'Svante,' 'Swedish Sunrise,' and 'Emma's Delight' for his daughter.

In return, Svante named one of his hybrids 'Clarity's George'.

Svante's passion for epies led him to begin hybridizing his own creations. In 2016, he registered the first of his hybrids, and in 2018, he shared his hybridizing journey during the April SDES meeting. To date, he has registered twenty-three hybrids, each one demonstrating his remarkable eye for beauty. We are fortunate to have access to Svante's wonderful hybrids here in California. All of his hybrids start out with the moniker 'Clarity'.



*Svante and George French*  
Photo: SDES Archives

You may recognize some of his stunning epiphyllum photographs featured in our newsletter *Epi News*, particularly in the annual photo contest, where he won in both 2020 and 2021. His beautiful photography is a lasting testament to his creativity and love for these extraordinary plants.



*Svante weds Marika*  
Photo: SDES Archives



*Svante and Don Ulrich*  
Photo: SDES Archives



*Svante at EpiCon XVI*  
Photo: SDES Archives

*What's in a Name? A Beautiful Flower of Course! Continued*



*'Clarity's Antigone'*  
Photo: Svante Lundqvist



*'Clarity's Tosser'*  
Photo: Svante Lundqvist



*'Clarity's Mike'*  
Photo: Svante Lundqvist



*'Clarity's No Ordinary Love'*  
Photo: Svante Lundqvist



*'Clarity's Git'*  
Photo: Svante Lundqvist




*'Clarity's Tangerine'*  
Photo: Heny Brandenburg

*We Leave You With This—More Beautiful Blooms*




*'Clarity's Laniakea'*  
Photo: Svante Lundqvist



*'Clarity's Star Tag'*  
Photo: Svante Lundqvist




*'Clarity's Happy Hippie'*  
Photo: Svante Lundqvist



*'Clarity's No Ordinary Love'*  
Photo: Svante Lundqvist



*'Clarity's Abraxas'*  
Photo: Svante Lundqvist



*'Clarity's Crown Of Light'*  
Photo: Svante Lundqvist



# Mother's Day Show 2026

## Epies: Nature's Paintbox

May 9-10, 2026